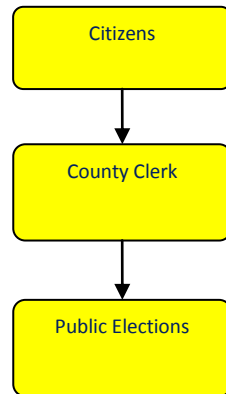


Public Elections



Activities

Coordinates and administers Federal, state, township, village, and school elections conducted in Jackson County

Responsibilities include but are not limited to: ordering, proofing and distribution of ballots and election supplies; training and certifying election inspectors; clerk for the Board of County Canvassers; compiling election returns; contact for petition and recall drives; and maintaining the state mandated Qualified Voter File (QVF)

Acts as a liaison between the State Bureau of Elections and Local Township, city, village and school election officials

Maintains voter registration, voter history, precinct lists and street index through the County for 12 townships, 12 school districts and 6 villages

Monitors candidates for compliance with Campaign Finance Laws and eligibility to be placed on the ballot



Mission Statement

To ensure effective and efficient administration of public elections including facilitating countywide cooperative efforts maintaining the Qualified Voter File.

Strategic Plan Impact

✓ Intergovernmental Cooperation

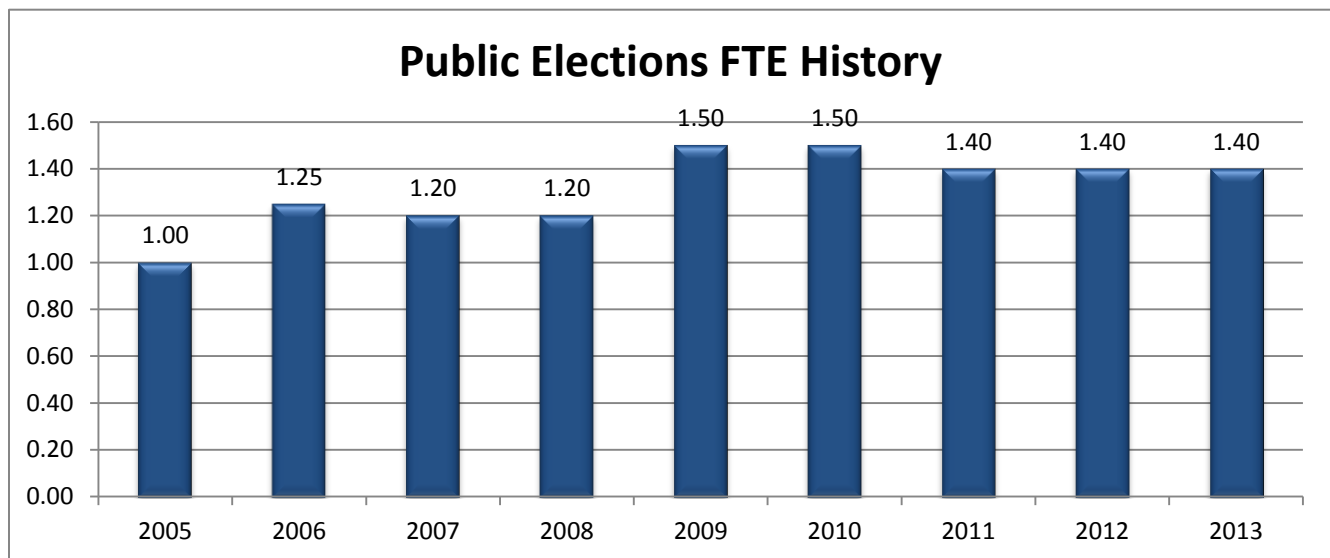
The public elections function is a necessary and state mandated function of county government. The county elections office provides for the democratic election of all elected offices within Jackson County, which include local governments, school districts, and other special districts.

Accomplishments

- ✓ The public elections office added the campaign finance filings online.

Budget Adjustments

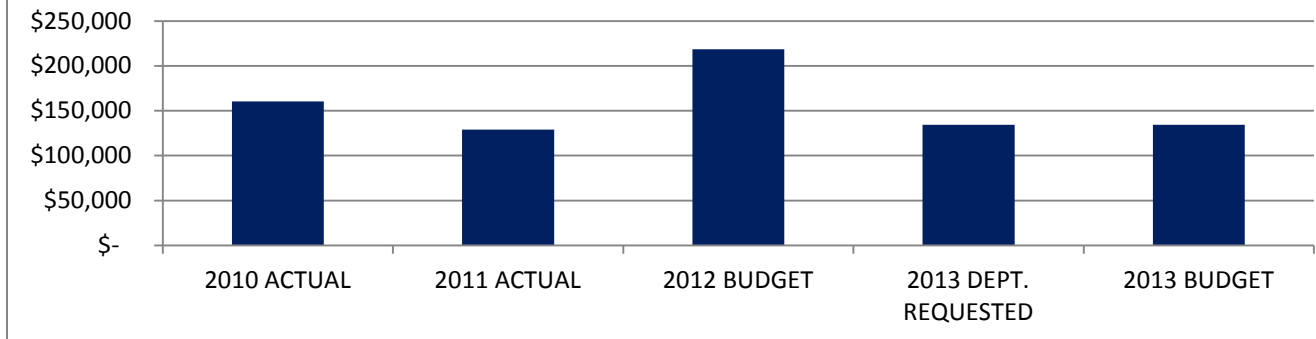
There are no significant budget adjustments for this program.



Expenditure History

	2010 <u>ACTUAL</u>	2011 <u>ACTUAL</u>	2012 <u>BUDGET</u>	2013 DEPT <u>REQUESTED</u>	2013 <u>BUDGET</u>
PERSONNEL SERVICES	54,255	58,205	59,751	65,612	65,612
SUPPLIES & MATERIALS	96,005	65,167	139,200	56,200	56,200
CONTRACT SERVICES	4,274	1,255	13,077	7,577	7,577
OTHER EXPENSES	5,740	4,487	6,525	4,975	4,975
TOTAL PROGRAM COST	\$ 160,274	\$ 129,114	\$ 218,553	\$ 134,364	\$ 134,364

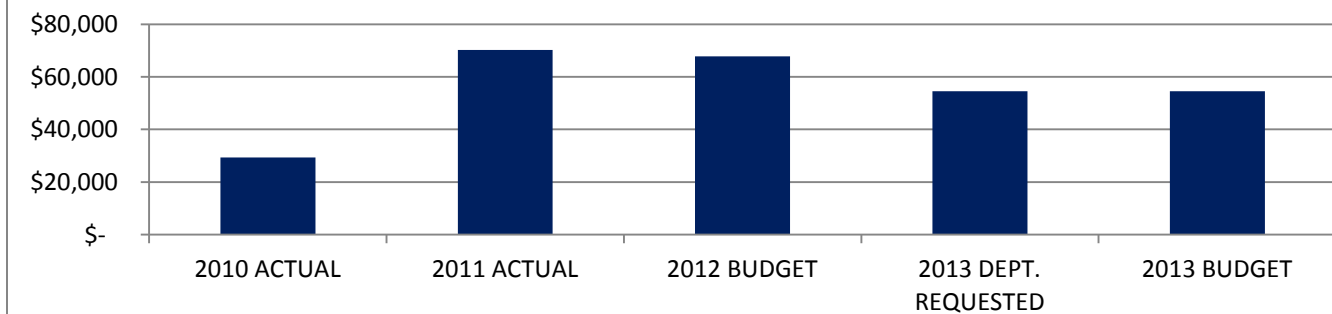
Public Elections Expenditures



Revenue History

	2010 <u>ACTUAL</u>	2011 <u>ACTUAL</u>	2012 <u>BUDGET</u>	2013 DEPT <u>REQUESTED</u>	2013 <u>BUDGET</u>
CHARGES/FEES	29,401	70,211	67,850	54,300	54,300
OTHER	-	-	-	200	200
TOTAL PROGRAM COST	\$29,401	\$70,211	\$67,850	\$54,500	\$54,500

Public Elections Revenues



Strategic Outcomes

Indicator	2007 Actual	2008 Actual	2009 Actual	2010 Actual	2011 Target	2012 Target
Number of elections held per year	4	4	4	4	4 - 5	4-5

Other Key Indicators

Indicator	2007 Actual	2008 Actual	2009 Actual	2010 Actual	2011 Target	2012 Target
Total number of elected office positions on the ballot(including nominations from primary elections)	31	620	43	424	45	620
Total number of candidates(filings) appearing on the ballot	60	559	56	387	60	559
Total number of ballot issues	6	20	15	23	5	20
Total number of voter registrations processed by the County Elections Department	9,726	10,077	5,773	8,093	5,000	12,000
Election Director	1	1	1	1	1	1
Assistant (part-time employee shared with Jury)	.375	.375	.375	.375	.375	.375
Voter registrations processed by the PT Assistant shared w/ Jury	9,726	10,077	5,773	8,093	5,000	12,000