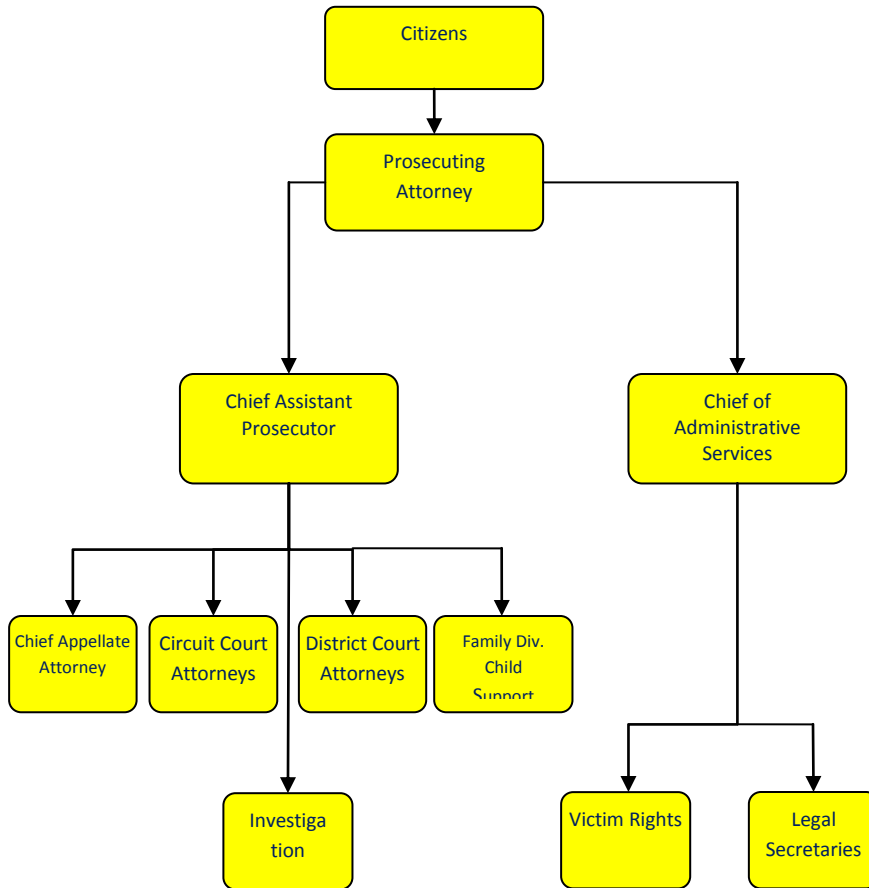


Prosecuting Attorney



Activities

- Conduct trials
- Issue felony warrants
- Issue misdemeanor warrants

Mission Statement

To perform all duties and responsibilities of the Chief Law Enforcement Officer of Jackson County as required by law. To ensure that all actions brought by the State of Michigan in Jackson County are well founded in fact, law, and serve the interests of justice. To provide accountability and accessibility as well as the highest level of representation to the people of Jackson County in a fair and impartial manner emphasizing justice, protection, and integrity.



Strategic Plan Impact

✓ **Safe Community**

The County Prosecutor's Office supports the safe community strategic vision by helping to create a community where residents can peacefully coexist and participate in all aspects of life. They do this by reviewing and authorizing all warrant requests, determining appropriate charges, and prosecuting criminal cases. They provide advice and assistance to legal and support staff and coordinate work with all law enforcement agencies; twp., city, county, state, federal.

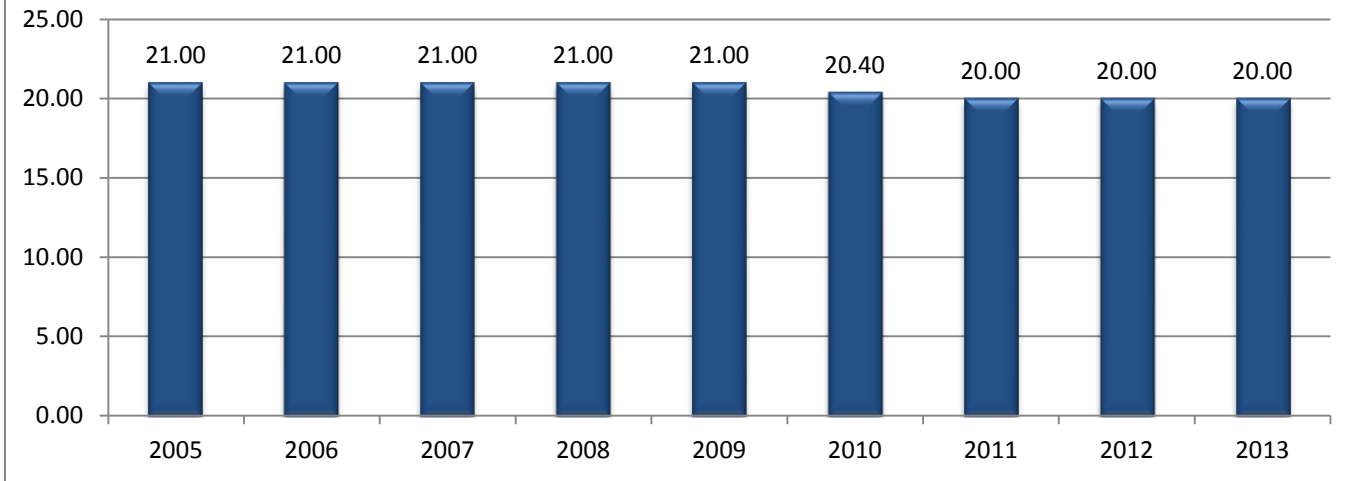
Accomplishments

- ✓ January 1, 2010 thru December 10, 2010: 3,493 warrant requests reviewed, 2,424 warrants authorized, 1,069 warrants denied; 86 cases reviewed for Recovery Court, 38 admitted, 18 were successful; 70 cases reviewed for Mental Health Court, currently 18 participants, 4 discharged for problems with participation;
- ✓ Appellate prosecutor handled: 10 District Court, 95 Circuit Court, 106 Court of Appeals, 50 Supreme Court, 17 Federal District Court and 3 Sixth Circuit Court trials. Also, our prosecutors handled 50 Circuit Court trials over 176 half days, 80 trials and hearings in Family Division consisting of 122.5 hours in court and 70 trials in District Court.
- ✓ In addition to the final trials, prosecutors handled pre-trial conferences, pre-exam conferences, preliminary examination, pre-sentence investigations, and sentencing. To complete these steps, support staff inputted all information and updates into the computer systems, ran criminal history checks, created hard files, produced forms, compiled discovery info for defense attorneys, ran subpoenas, created writs to bring defendants from prisons and jails, created witness lists, and closed files.
- ✓ Initiated an interactive web site to provide greater contact with the public.
- ✓ Initiated a paperless office through document imaging and wireless laptops in courtrooms.

Budget Adjustments

There are no significant budget adjustments to the Prosecutors Office for the 2013 budget.

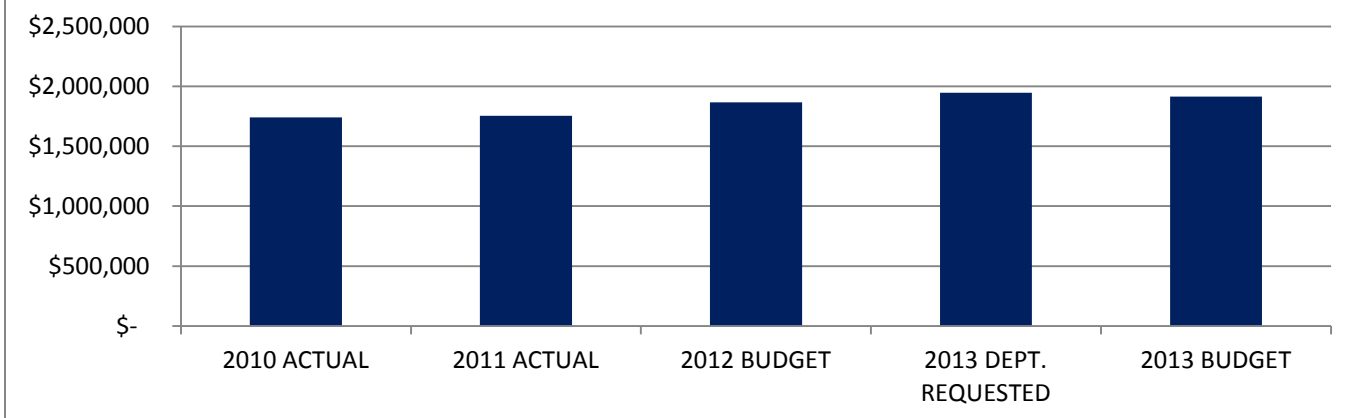
Prosecuting Attorney FTE History



Expenditure History

	2010 <u>ACTUAL</u>	2011 <u>ACTUAL</u>	2012 <u>BUDGET</u>	2013 DEPT <u>REQUESTED</u>	2013 <u>BUDGET</u>
PERSONNEL SERVICES	1,639,538	1,648,948	1,736,588	1,784,345	1,784,345
SUPPLIES & MATERIALS	45,277	43,634	50,299	49,299	49,299
CONTRACT SERVICES	20,135	29,020	26,394	60,469	29,469
OTHER EXPENSES	34,731	32,136	52,499	52,499	52,499
TOTAL PROGRAM COST	\$1,739,681	\$1,753,738	\$1,865,780	\$1,946,612	\$1,915,612

Prosecuting Attorney Expenditures

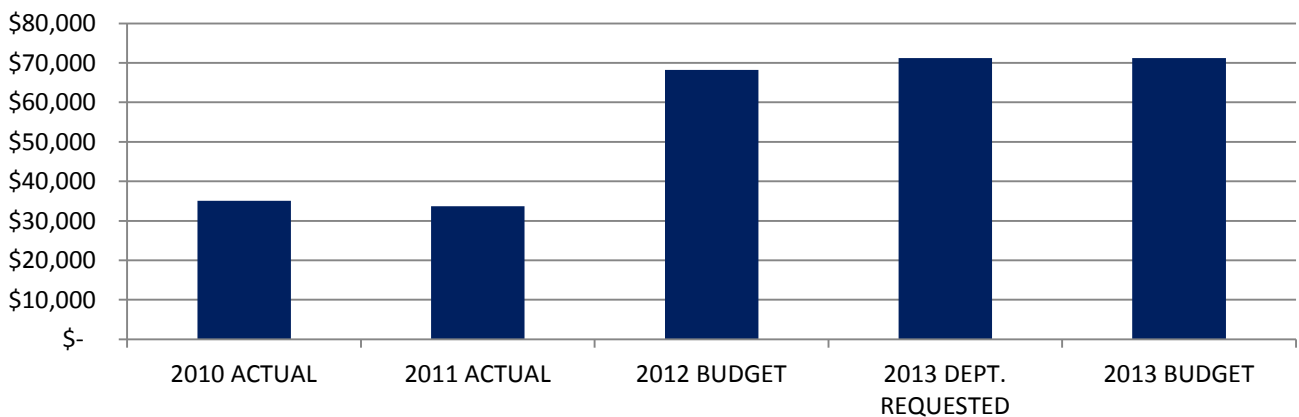


Prosecuting Attorney

Revenue History

	2010 <u>ACTUAL</u>	2011 <u>ACTUAL</u>	2012 <u>BUDGET</u>	2013 DEPT <u>BUDGET</u>	2013 <u>BUDGET</u>
CHARGES/FEES	11,239	13,761	13,350	15,350	15,350
FINES	-	200	-	-	-
INTERGOVERNMENTAL	21,055	12,909	50,729	50,729	50,729
OTHER	2,812	6,862	4,106	5,106	5,106
TOTAL PROGRAM COST	\$35,106	\$33,732	\$68,185	\$71,185	\$71,185

Prosecuting Attorney Revenues



Strategic Outcomes

Indicator	2008 <u>Actual</u>	2009 <u>Actual</u>	2010 <u>Actual</u>	2011 <u>Actual</u>	2012 <u>Target</u>	2013 <u>Target</u>
Percent of respondents who say they feel very or somewhat safe from violent crime	N/A	50%	N/D	No Submission	N/D	No Submission
Percent of respondents who say they feel very or somewhat safe in their neighborhood during the day.	N/A	92%	N/D	No Submission	N/D	No Submission
Percent of respondents who say they feel very or somewhat safe in their neighborhood after dark.	N/A	74%	N/D	No Submission	N/D	No Submission

Other Key Indicators

Indicator	2008 Actual	2009 Actual	2010 Actual	2011 Actual	2012 Target	2013 Target
Warrants Reviewed	4,425	3,485	3,493	No Submission	3,200	No Submission
Warrants Authorized	3,292	2,533	2,424	No Submission	2,400	No Submission
Warrants Denied	1,133	952	1,069	No Submission	950	No Submission
Cases reviewed per Assistant Prosecutor(10)	443	349	349	No Submission	325	No Submission



This page intentionally left blank.