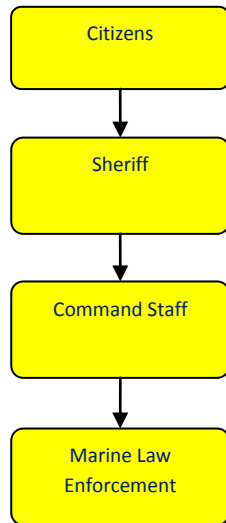


# Marine Law Enforcement



## Activities

This seasonal department is staffed by fully trained, state certified Marine Deputies who engage in a broad range of activities. They include patrolling county waterways for violators, livery inspections, boat accidents investigations and conducting boater safety education and certification classes.

## Mission Statement

The mission of the Jackson County Office of the Sheriff is to work in partnership with the citizens of Jackson County toward providing a safe environment while enhancing the quality of life consistent with the values and diversity of the community.



## Strategic Plan Impact

### ✓ **Safe Community**

The Sheriff has the responsibility of responding to and investigating criminal complaints throughout the County of Jackson. The Office of the Sheriff is committed to the enforcement of laws, the protection of life and property while respecting individual rights, human dignity and community values. Delivering this service will create a community where both people and organizations can thrive and prosper. Through vigorous enforcement and visibility the Office of the Sheriff continues to make Jackson County a safe environment in which to live work and play.

### ✓ **Economic Development**

Through the efforts of the Sheriff to create a safe community in which to live, work and play we indirectly impact the ability of business to thrive. A safe community enjoys the benefits of increased economic development. Safe communities also draw residents from other locations who seek safe, quiet places to raise a family.

### ✓ **Recreational & Cultural Opportunities**

The feeling of safety provided as a result of enforcement and education lends itself to the enjoyment of all Jackson County parks, lakes and recreational opportunities. Residents who feel free from the fear of crime will undoubtedly spend more of their available leisure time enjoying the recreation and culture offered in Jackson County. Specific examples include the annual Raft-O-Rama on Clark Lake as well as marine patrol activity that occurs during the summer months and particularly on holiday weekends on the numerous lakes county-wide.

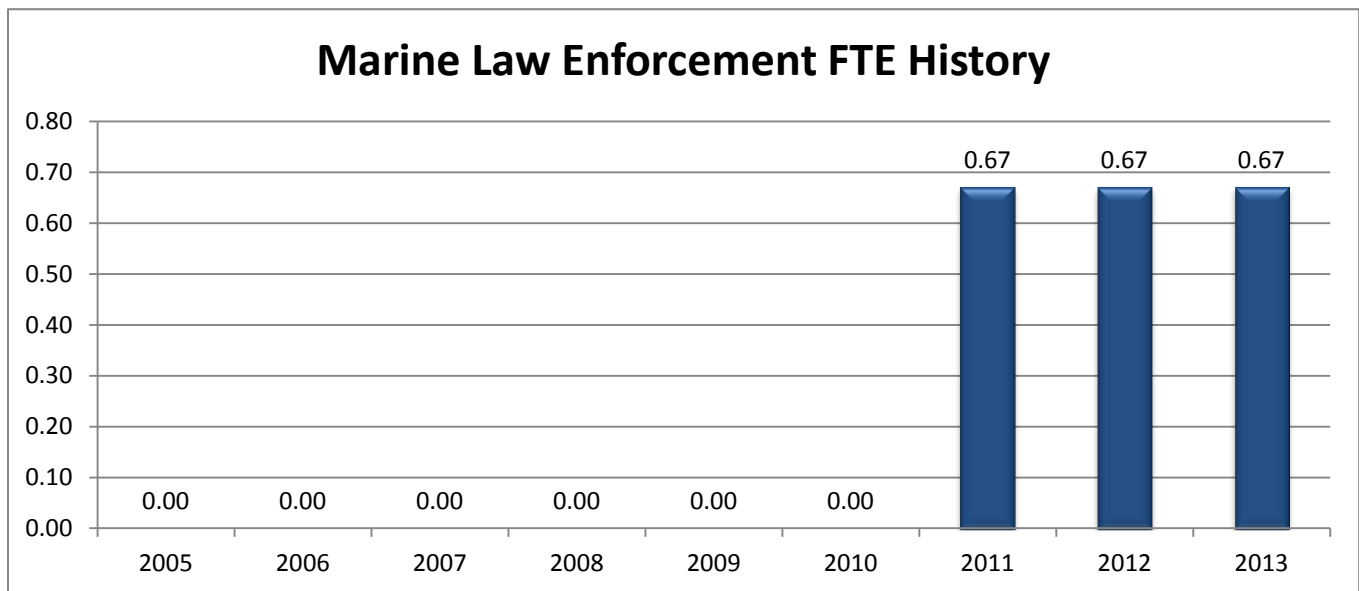
## Accomplishments

- ✓ Used truancy program officers to staff the marine patrol program to recognize cost savings.
- ✓ Marine Deputies and Dive Recovery team responded to Lake Columbia and successfully recovered deceased boater involved in boating accident.
- ✓ Dive Recovery team assisted Hillsdale County Sheriff in recovery operations of a deceased boater.
- ✓ New computer equipment was purchased for Dive recovery team to assist in underwater recovery operations and side scan sonar capabilities.
- ✓ Dive equipment was refurbished and new items purchased to increase safety of divers in the water.
- ✓ Partnered through various Lake Associations to provided dedicated patrol and address community concerns.

- ✓ Marine Law Enforcement Deputies taught nearly 130 hours of boater safety instruction enhancing the safety of Jackson County's lakes and rivers.

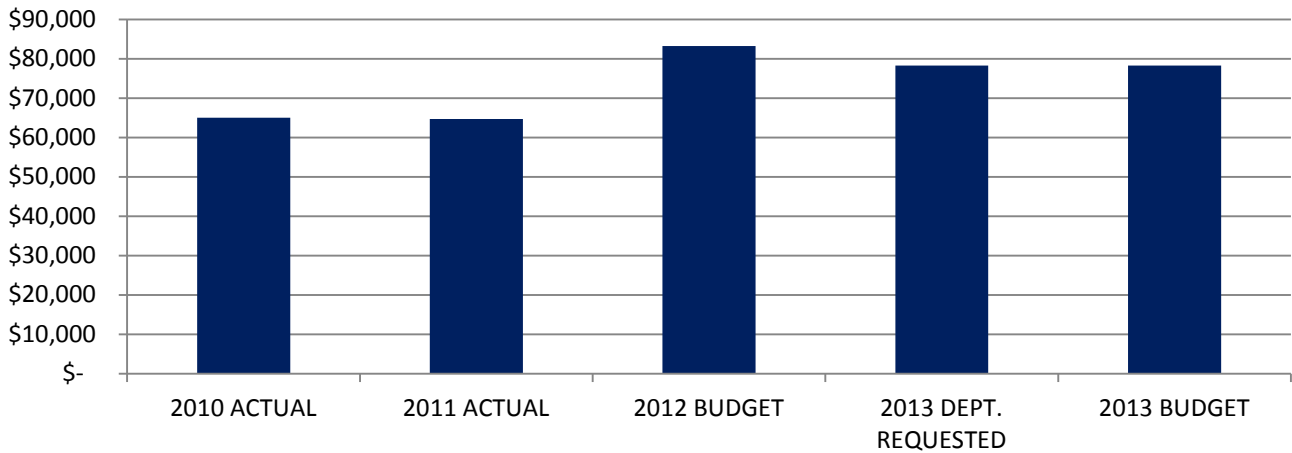
## Budget Adjustments

In 2011 the Sheriff's department maximized staff by taking advantage of summer breaks in service with the truancy officers and winter breaks in service of the marine patrol. Deputies are moved to accommodate the season and demand, which resulted in a cost savings.



Expenditure History					
	2010 <u>ACTUAL</u>	2011 <u>ACTUAL</u>	2012 <u>BUDGET</u>	2013 DEPT <u>REQUESTED</u>	2013 <u>BUDGET</u>
PERSONNEL SERVICES	51,511	49,333	67,020	62,112	62,112
SUPPLIES & MATERIALS	888	1,643	1,905	1,905	1,905
CONTRACT SERVICES	426	-	-	-	-
OTHER EXPENSES	12,161	13,691	14,280	14,280	14,280
<b>TOTAL PROGRAM COST</b>	\$64,986	\$64,667	\$83,205	\$78,297	\$78,297

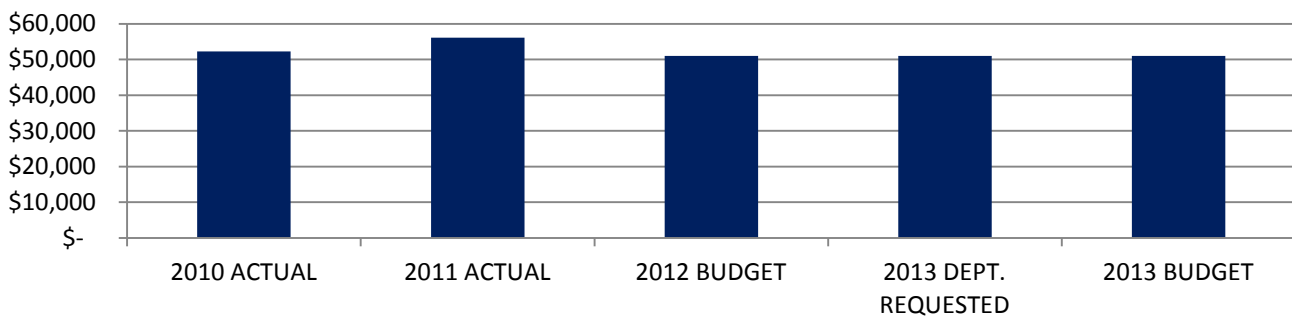
## Marine Law Enforcement Expenditures



## Revenue History

	2010 ACTUAL	2011 ACTUAL	2012 BUDGET	2013 DEPT REQUESTED	2013 BUDGET
CHARGES/FEES	508	-	-	-	-
INTERGOVERNMENTAL	51,778	56,106	51,000	51,000	51,000
<b>TOTAL PROGRAM COST</b>	\$52,286	\$56,106	\$51,000	\$51,000	\$51,000

## Marine Law Enforcement Revenues



Strategic Outcomes

Indicator	2008 Actual	2009 Actual	2010 Actual	2011 Actual	2012 Target	2013 Target
Percent of respondents who say they feel very or somewhat safe from violent crime	N/A	50%	ND	No Submission	No Submission	No Submission

Other Key Indicators

Indicator	2008 Actual	2009 Actual	2010 Actual	2011 Actual	2012 Target	2013 Target
Field Contacts	1,166	244	554	863	1,000	No Submission
Citations	147	24	67	67	25	No Submission
Boater and ORV Safety Students	1,433	1,183	531	449	500	No Submission
Crashes Investigated	8	0	4	3	0	No Submission
Seasonal Deputies	9	7	4	4	4	No Submission
Hours	1,148	912	1,652	1,595	1,800	No Submission
Field Contacts per Deputy	130	35	138	215	250	No Submission
Citation per Deputy	16	3	16	16	6	No Submission
Boater and ORV Safety Students per Deputy	159	169	132	114	125	No Submission
Crashes Investigated per Deputy	0.89	0.00	1	1.3	0	No Submission
Fatal or Serious Injury Boating Crashes	1	2 As of 6-30-09	2	2	0	No Submission



This page intentionally left blank.