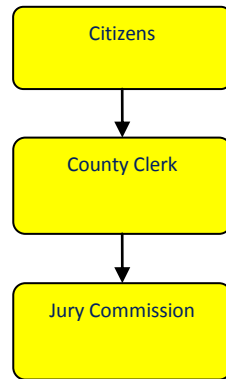


Jury Commission



Activities

Maintain and coordinate jury information from the Michigan Department of State with Jackson County database of potential jurors.

Provide information to county residents, court officials, attorneys, employers and other government units on all aspects of the jury process. Orientate jurors when they report in to serve their jury duty. Prepare, print and mail all juror correspondence, including qualification questionnaires, summonses, postponements and excuse letters.

Coordinate Jury Board meetings, secure room for questionnaire review and serve as clerk to maintain their attendance records, minutes and reimbursement pay. Qualify and disqualify prospective jurors as directed by their decision according to the law. Inform and update Jury Board Members with statute changes for juror procedures.



Mission Statement

To inform and educate Jackson County residents as to their individual responsibility and privilege of serving as a juror in our court system. To improve and promote cooperation between the citizen and the courts which will enhance a more positive attitude of the public toward the court system in particular and the county government in general.

Strategic Plan Impact

- ✓ Safe Community

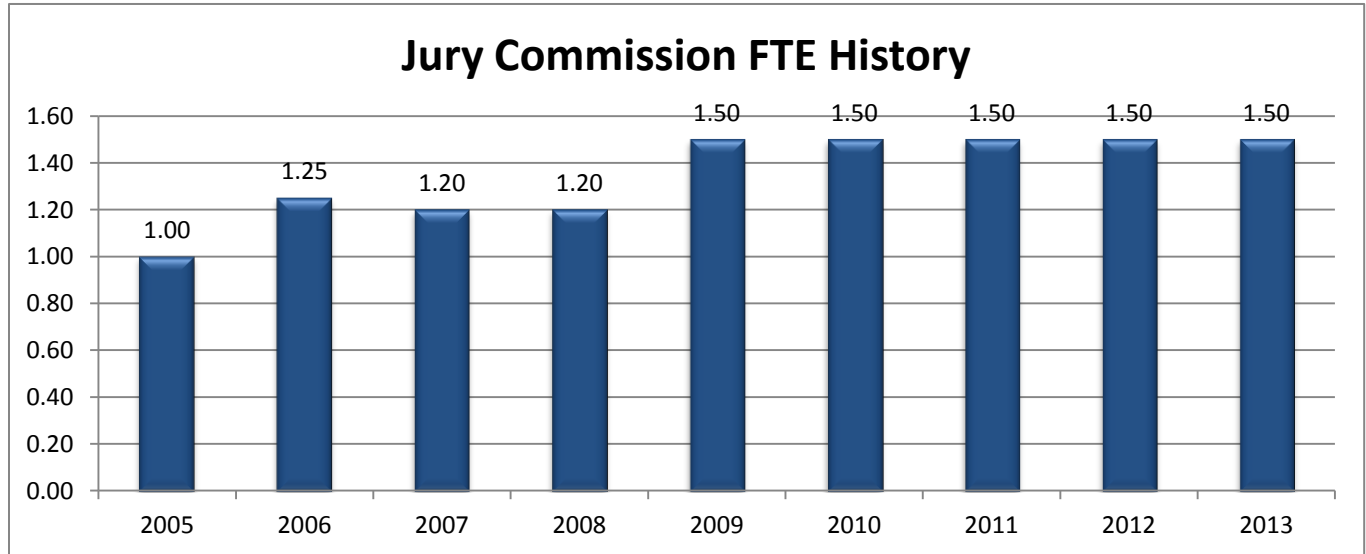
The Jury Commission contributes to the safe community strategy by ensuring the constitutional right to trial by jury.

Accomplishments

- ✓ Reduced the number of jurors from 8,750 per year to 7,500 per year in 2010.
- ✓ Improved and updated the juror website.
- ✓ Reduce the number of questionnaires mailed to jurors from 24,000 per year to 18,000 in 2011.

Budget Adjustments

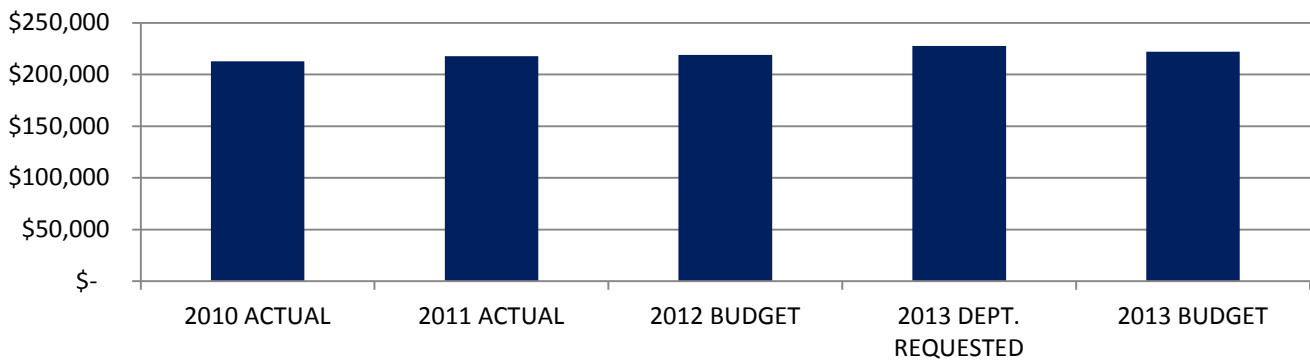
- ✓ There are no significant budget adjustments to the Jury Commission program.



Expenditure History

	2010 <u>ACTUAL</u>	2011 <u>ACTUAL</u>	2012 <u>BUDGET</u>	2013 DEPT <u>REQUESTED</u>	2013 <u>BUDGET</u>
PERSONNEL SERVICES	75,780	76,616	78,144	81,181	81,181
SUPPLIES & MATERIALS	30,007	31,390	33,900	34,500	33,900
CONTRACT SERVICES	4,633	4,633	4,700	4,700	4,700
OTHER EXPENSES	102,242	105,044	102,225	107,225	102,225
TOTAL PROGRAM COST	\$212,662	\$217,683	\$218,969	\$227,606	\$222,006

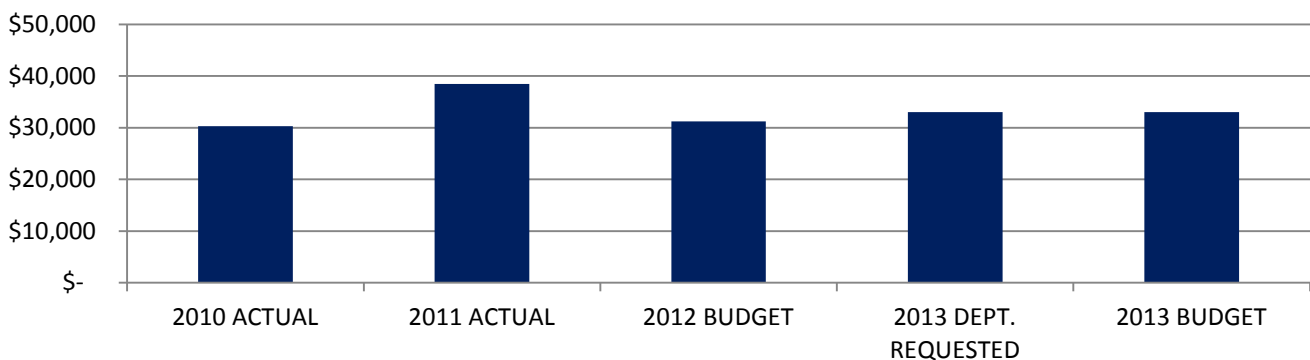
Jury Commission Expenditures



Revenue History

	2010 <u>ACTUAL</u>	2011 <u>ACTUAL</u>	2012 <u>BUDGET</u>	2013 DEPT <u>REQUESTED</u>	2013 <u>BUDGET</u>
INTERGOVERNMENTAL	30,262	38,478	31,200	33,000	33,000
TOTAL PROGRAM COST	\$30,262	\$38,478	\$31,200	\$33,000	\$33,000

Jury Commission Revenues



Strategic Outcomes

<u>Indicator</u>	<u>2008 Actual</u>	<u>2009 Actual</u>	<u>2010 Actual</u>	<u>2011 Actual</u>	<u>2012 Target</u>	<u>2013 Target</u>
Percent of respondents who say they feel very or somewhat safe from violent crime.	N/A	74%	ND	No Submission	75%	No Submission

Other Key Indicators

<u>Indicator</u>	<u>2008 Actual</u>	<u>2009 Actual</u>	<u>2010 Actual</u>	<u>2011 Actual</u>	<u>2012 Target</u>	<u>2013 Target</u>
Number of Cases per year	108	109	74	No Submission	100	No Submission
Summons mailed per year	8,750	8,750	7,500	No Submission	7,500	No Submission
Questionnaires mailed per year	24,000	24,000	17,000	No Submission	18,000	No Submission
Juror voice-mail calls returned per year	NA	2,497	2,392	No Submission	3,000	No Submission
Total dollars paid out to jurors per year	\$107,608	\$99,195	\$97,932	No Submission	\$100,000	No Submission
Jury Coordinator & Admin. Asst. (shared w/Elections Dept.)	1.25	1.25	1.375	No Submission	1.375	No Submission
Number of Jurors Summoned per year	8,750	8,750	7,500	No Submission	7,500	No Submission
Number of Jurors: Postponed/Excused/FTA letters mailed	2,446	2,661	3,497	No Submission	3,500	No Submission
Jurors Show Caused (Not appearing when Summoned)	76	70	105	No Submission	90	No Submission