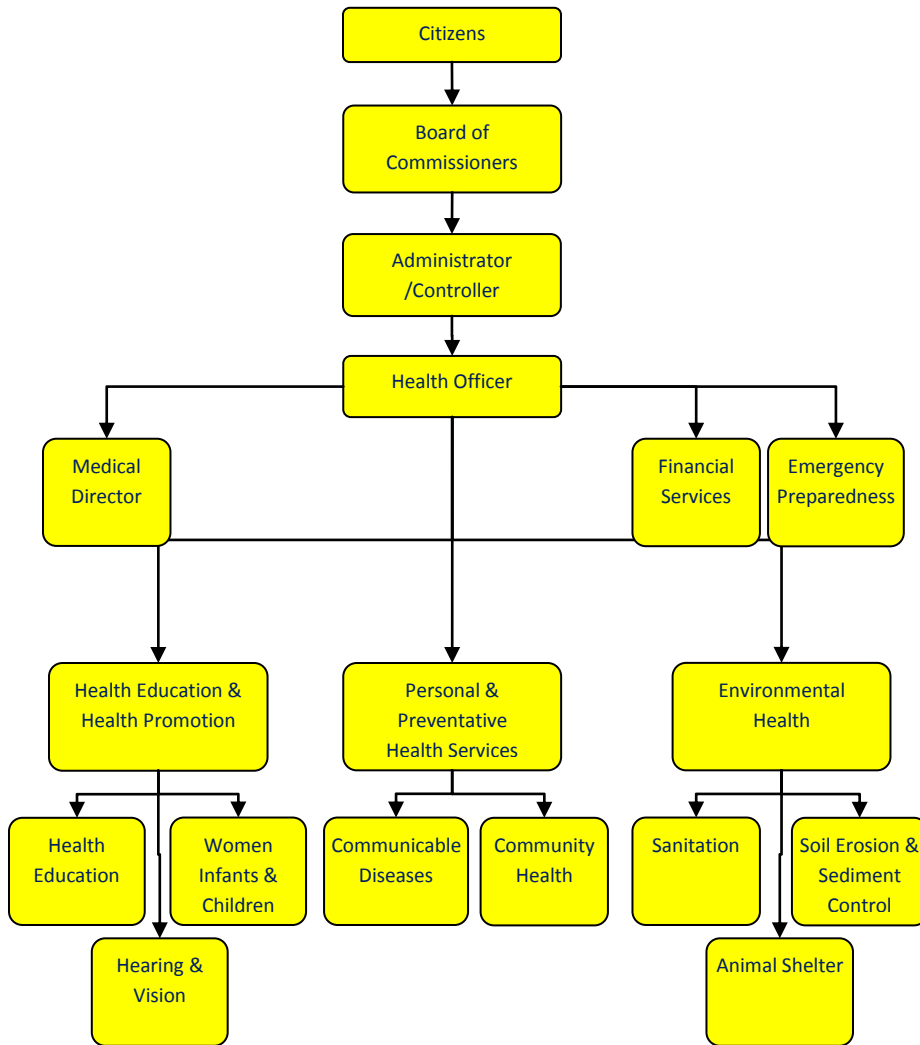


Hearing and Vision



Mission Statement

The purpose of the program is to screen, identify and address hearing and vision problems in early childhood.

Activities

Certified Vision Technicians screen preschool and children in grades 1, 3, 5, 7, 9 and Drivers Education classes. Certified Hearing Technicians screen preschool and Kindergarten and grades 2 and 4 Children not passing the first screening are retested. Medical referrals are made on those children who still exhibit problems on the second screening. Jackson County Health Department provides a free walk-in Hearing and Vision Clinic twice a month throughout the school year.



Strategic Plan Impact

✓ **Healthy Community**

The purpose of this program is to screen, identify and address hearing and vision problems early in a child's life before they can negatively impact school performance. The Public Health Code Act 368 of 1978 mandates annual hearing screening for grades preschool, kindergarten, 2nd and 4th and vision screening for grades preschool, 1st, 3rd, 5th, 7th and 9th.

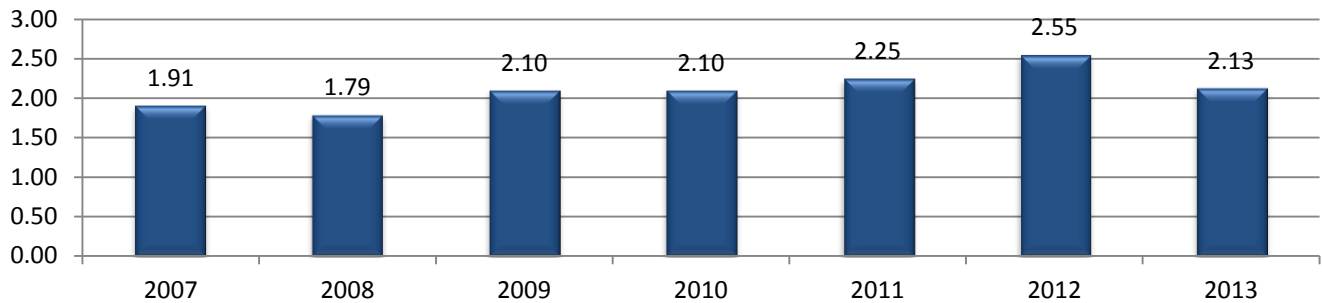
Accomplishments

- ✓ Completed State Accreditation passing successfully with 11 "met" indicators each, for the hearing and vision screening programs.
- ✓ Continue Medicaid billing for eligible hearing and vision screens increasing program revenue.
- ✓ Improved school scheduling process and follow up documentation process to increase program efficiency and enhance overall service delivery.
- ✓ Increased hearing screenings conducted by 36% from SY 08/09 to SY 09/10.
- ✓ Increased vision screenings conducted by 77% from SY 08/09 to SY 09/10.
- ✓ Increased preschool hearing and vision screenings conducted through on-site screening.
- ✓ Collaborated with Community Action Agency to ensure all Head Start students are screened.
- ✓ Three part time technicians passed the Technician Observation Program (TOP) assessment for hearing screening and the Technician Assessment Program (TAP) for vision screening.
- ✓ Hired and MDCH trained two part time technicians for both the vision and hearing screenings..

Budget Adjustments

The 2012 budget includes an increase of .3 full-time-equivalent employees.

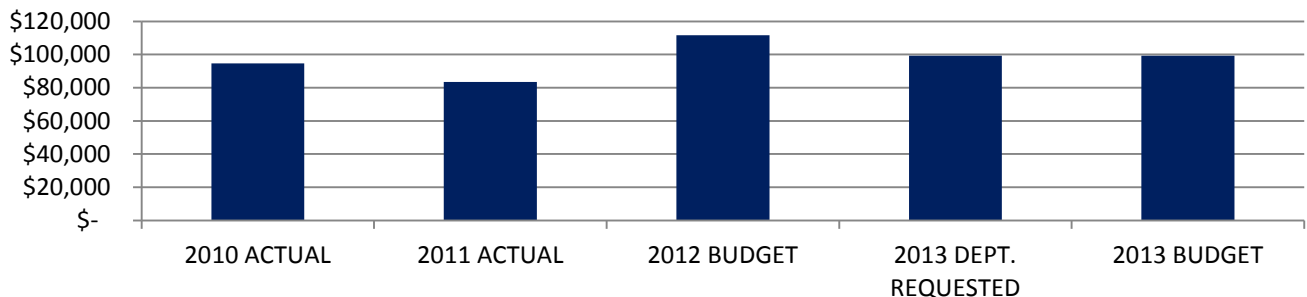
Hearing & Vision FTE History



Expenditure History

	2010 <u>ACTUAL</u>	2011 <u>ACTUAL</u>	2012 <u>BUDGET</u>	2013 DEPT <u>REQUESTED</u>	2013 <u>BUDGET</u>
PERSONNEL SERVICES	81,252	75,082	107,220	94,318	94,318
SUPPLIES & MATERIALS	6,176	3,878	1,000	1,000	1,000
CONTRACT SERVICES	133	-	-	-	-
OTHER EXPENSES	7,084	4,613	3,475	3,975	3,975
TOTAL PROGRAM COST	\$94,645	\$83,573	\$111,695	\$99,293	\$99,293

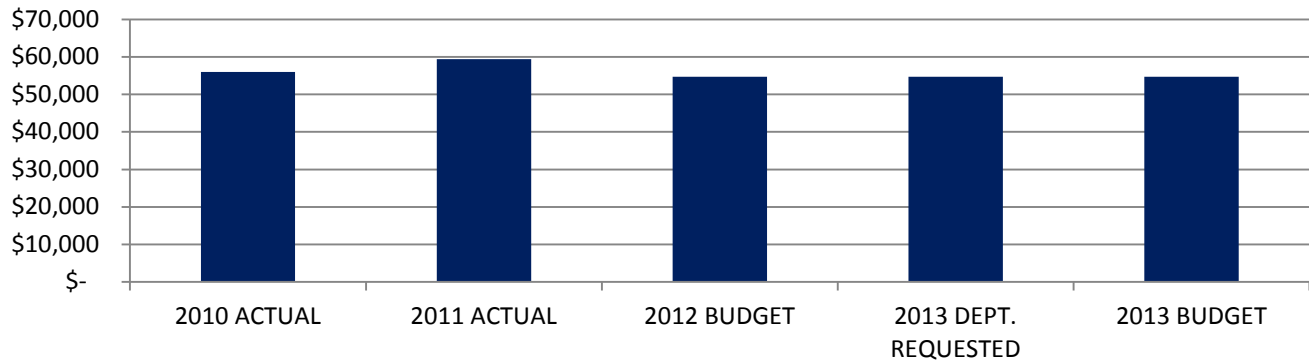
Hearing & Vision Expenditures



Revenue History

	2010 <u>ACTUAL</u>	2011 <u>ACTUAL</u>	2012 <u>BUDGET</u>	2013 DEPT <u>REQUESTED</u>	2013 <u>BUDGET</u>
INTERGOVERNMENTAL	54,738	54,729	54,735	54,735	54,735
CHARGES/FEES	1,188	4,649	-	-	-
OTHER	88	-	-	-	-
TOTAL PROGRAM COST	\$54,738	\$59,378	\$54,735	\$54,735	\$54,735

Hearing and Vision Revenues



Strategic Outcomes

Indicator	2008 Actual	2009 Actual	2010 Actual	2011 Actual	2012 Target	2013 Target
SCHOOL YEAR*	08/09	09/10	10/11		12/13	
Hearing Referrals	244	209	177		200	
Hearing Referrals Seen by Physician	52	46	67		50	
Vision Referrals	980	482	1,315		450	
Vision Referrals Seen by Physician	223	109	151		150	

Other Key Indicators

Indicator	2008 Actual	2009 Actual	2010 Actual	2011 Actual	2012 Target	2013 Target
SCHOOL YEAR*	08/09	09/10	10/11		12/13	
Hearing Screens Conducted	6,531	5,204	7,055		7,150	
Vision Screens Conducted	9,902	5,268	9,337		9,500	

*Data based upon the school year instead of the calendar year.