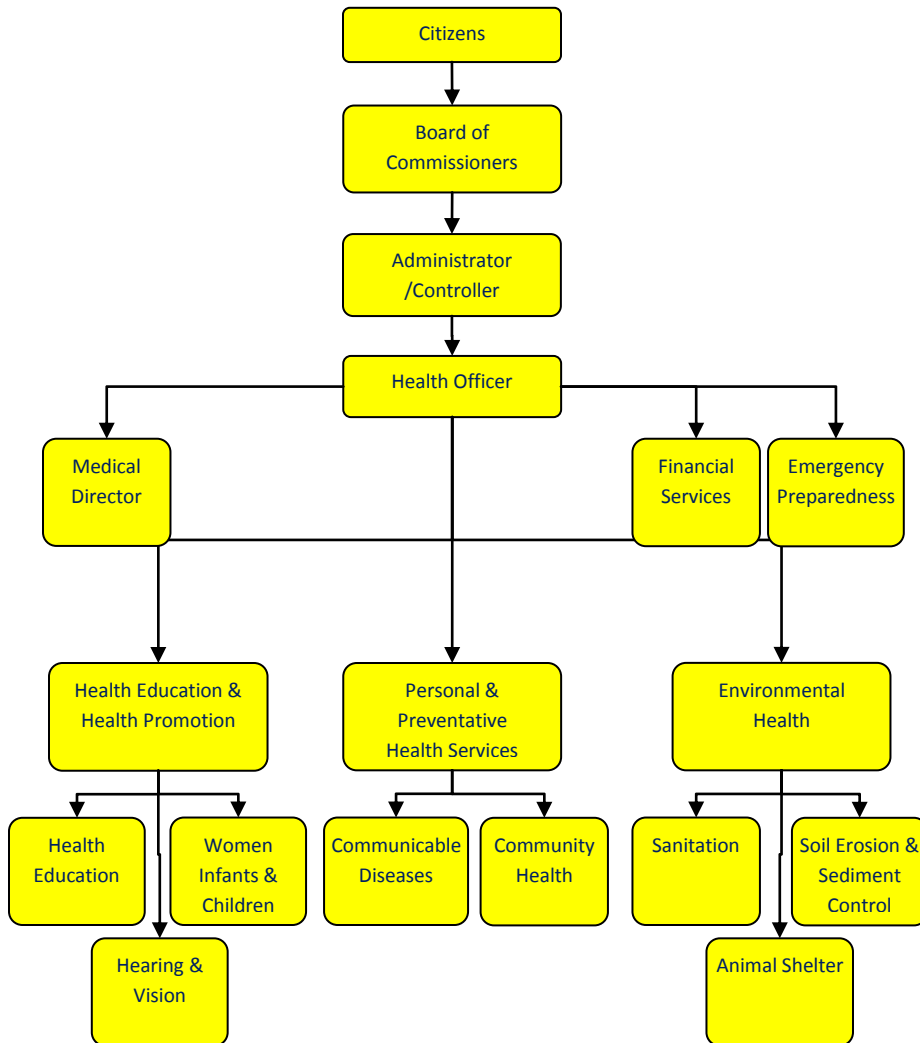


Environmental Health



Activities

- Inspect and license restaurants, public swimming pools and campgrounds.
- Issue sewage disposal and well permits.
- Monitor water quality near sites of known contamination.
- Monitor non-community water supplies.
- Inspect day care and adult foster care homes.
- Respond to nuisance complaints.
- Act as a resource to the community on environmental matters.

Mission Statement

To ensure the relationship between the public and the environment remains a positive and healthy one and not one that leads to disease or chronic illness.



Strategic Plan Impact

✓ Healthy Community

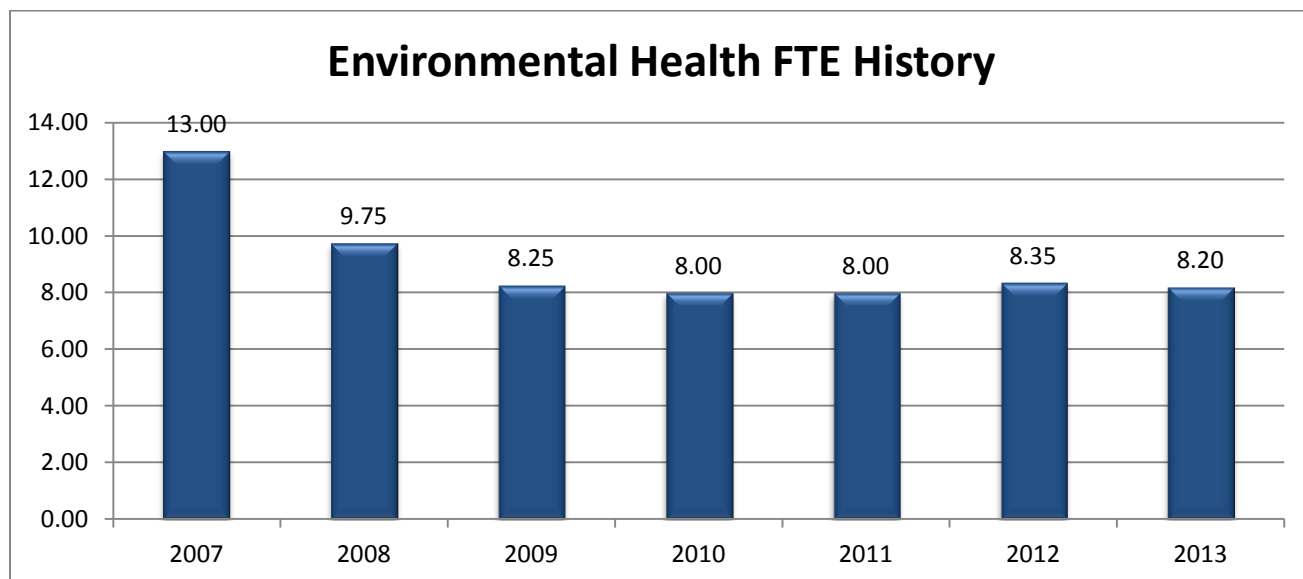
To ensure that the relationship between the public and the environment remains a positive and healthy one and not one that leads to disease or chronic illness. We protect the public's health through activities like licensing and inspecting restaurants and permitting and inspecting wells and on-site sewage disposal systems.

Accomplishments

- ✓ The Environmental Health Division met all standards in the programs evaluated during the accreditation review. We also met all standards for our Water Supply Programs.
- ✓ We routinely provide educational classes to our residents such as the "Basics of Food Safety" class.
- ✓ The Environmental Health Division continues to adapt to revenue loss through staff reductions and administering non-traditional programs such as the Animal Shelter and Soil Erosion.

Budget Adjustments

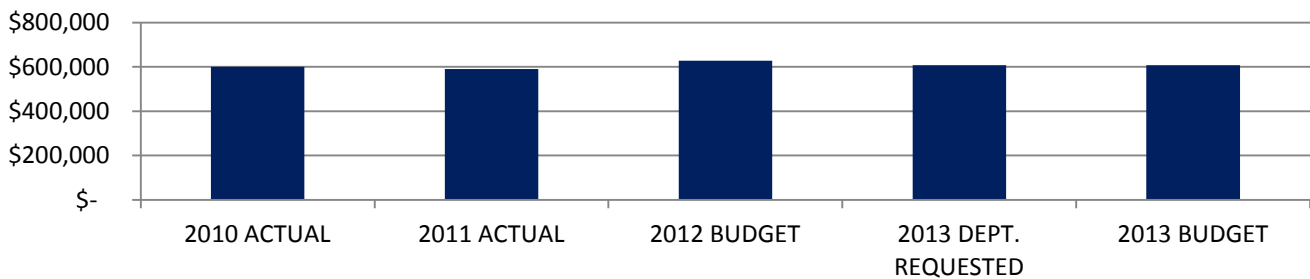
There are no significant budget adjustments to this program.



Expenditure History

	2010 <u>ACTUAL</u>	2011 <u>ACTUAL</u>	2012 <u>BUDGET</u>	2013 DEPT <u>REQUESTED</u>	2013 <u>BUDGET</u>
PERSONNEL SERVICES	564,118	545,111	596,536	575,862	575,862
SUPPLIES & MATERIALS	6,828	7,766	7,375	7,375	7,375
CONTRACT SERVICES	15,461	14,747	5,225	5,225	5,225
OTHER EXPENSES	14,590	21,937	18,670	18,670	18,670
TOTAL PROGRAM COST	\$600,997	\$589,561	\$627,806	\$607,132	\$607,132

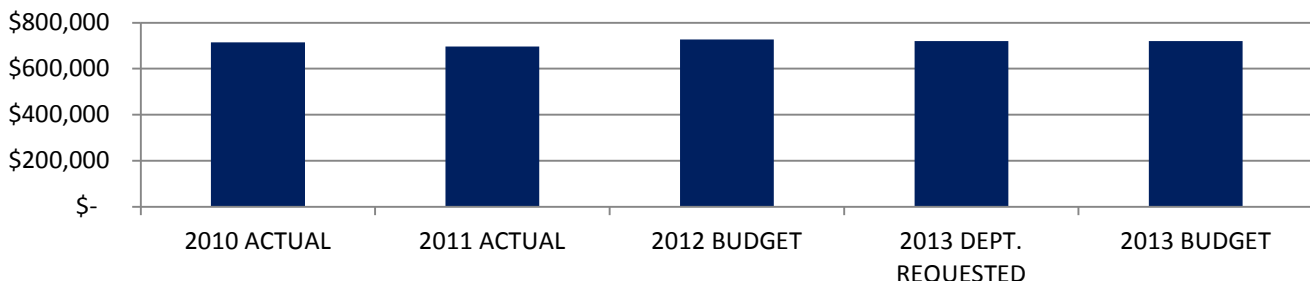
Environmental Health Expenditures



Revenue History

	2010 <u>ACTUAL</u>	2011 <u>ACTUAL</u>	2012 <u>BUDGET</u>	2013 DEPT <u>REQUESTED</u>	2013 <u>BUDGET</u>
CHARGES/FEES	31,734	45,105	26,640	26,640	26,640
LICENSES/PERMITS	338,756	333,594	360,409	353,428	353,428
FINES	575	425	-	-	-
INTERGOVERNMENTAL	343,234	316,705	335,509	335,509	335,509
OTHER	1,483	1,319	4,000	4,000	4,000
TOTAL PROGRAM COST	\$715,782	\$697,148	\$726,558	\$719,577	\$719,577

Environmental Health Revenues



Strategic Outcomes

Indicator	2008 Actual	2009 Actual	2010 Actual	2011 Actual	2012 Target	2013 Target
Food borne Illness Complaints Investigated		15	15		15	

Other Key Indicators

Indicator	2008 Actual	2009 Actual	2010 Actual	2011 Actual	2012 Target	2013 Target
Restaurant Licenses Issued	562	523	606		550	
Sewage Disposal Permits Issued	187	126	149		175	
Water Well Permits Issued	240	195	201		225	
Non-Community Public Water Supplies	244	238	234		234	