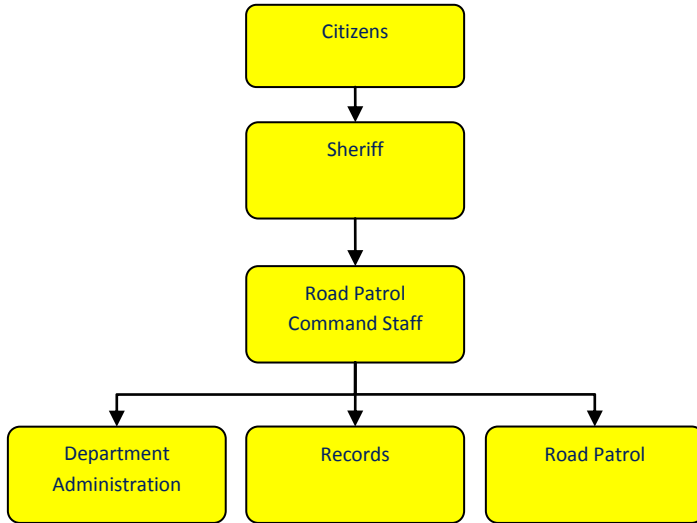


Sheriff's Road Patrol



Activities

The Sheriff's Department's Road Patrol performs a wide variety of services for citizens of Jackson County. These services can be divided into three major programs: Crime Prevention and Suppression (Investigations, Inspections, Arrests, etc.), Order Maintenance (Traffic Enforcement, Domestic Relations, Neighborhood Disputes, Liquor Law Enforcement, Found Property, etc.) and Legal Services (Subpoenas, Court Services, Gun Registrations, L.E.I.N., etc).

Mission Statement

The mission of the Jackson County Office of the Sheriff is to work in partnership with the citizens of Jackson County toward providing a safe environment while enhancing the quality of life consistent with the values and diversity of the community.



Strategic Plan Impact

✓ **Safe Community**

The Sheriff has the responsibility of responding to and investigating criminal complaints throughout the County of Jackson. The Office of the Sheriff is committed to the enforcement of laws, the protection of life and property while respecting individual rights, human dignity and community values. Delivering this service will create a community where both people and organizations can thrive and prosper. Through vigorous enforcement and visibility the Office of the Sheriff continues to make Jackson County a safe environment in which to live work and play.

✓ **Economic Development**

Through the efforts of the Sheriff to create a safe community in which to live, work, and play we indirectly impact the ability of business to thrive. A safe community enjoys the benefits of increased economic development. Safe communities also draw residents from other locations who seek safe, quiet places to raise a family.

✓ **Healthy Community**

In creating a safe community where people feel free to enjoy the multiple parks and opportunities for outside activity the Office of the Sheriff contributes to the health of the community. The enforcement of traffic laws coupled with educating people as to the dangers of violating traffic laws such as speeding and operating while impaired further enhance the health of this community. Specific examples of this activity include utilizing Sheriff's bicycle patrols on the Falling Waters Trail and continued efforts to address speeding and OWI enforcement. Educational programs in the schools are ongoing to keep high school students informed and prepared for their responsibilities as young drivers. Also, a feeling of safety promotes the enjoyment of the county's park system leading to healthier and happier residents.

✓ **Recreational & Cultural Opportunities**

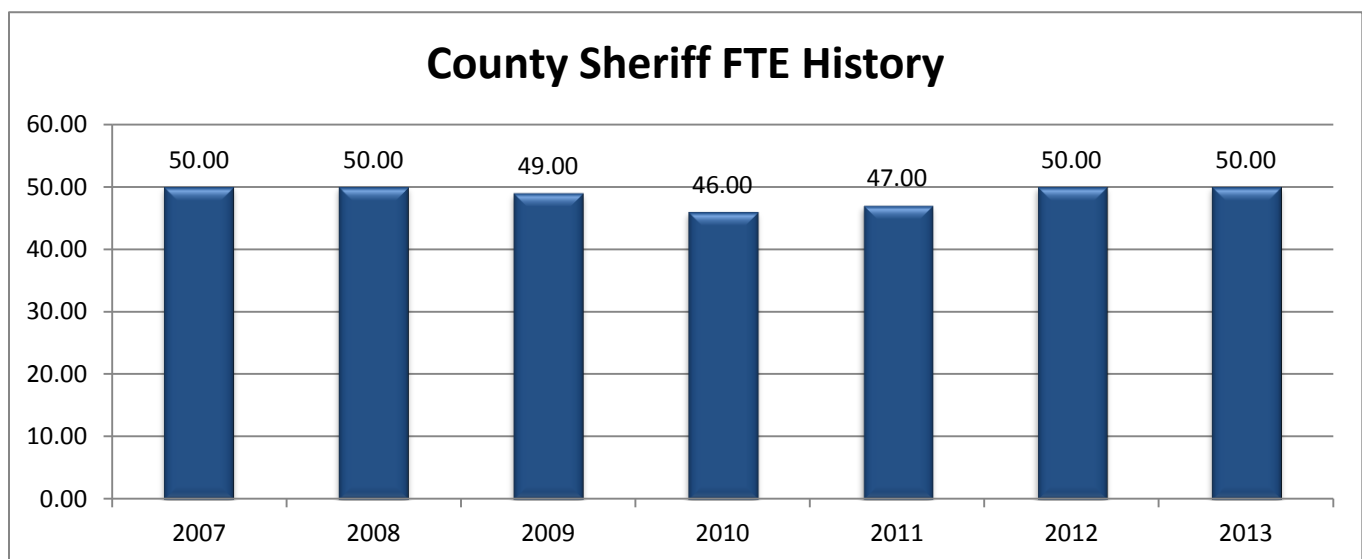
As stated above, the feeling of safety lends itself to the enjoyment of all of Jackson County's parks, lakes and recreational opportunities. Residents who feel free from the fear of crime will undoubtedly spend more of their available leisure time enjoying the recreation and culture offered in Jackson County. Specific examples include the fireworks display that occurs 3 times per year at the Sparks Foundation Park as well as the Falling Waters Trail and the numerous lakes county-wide.

Accomplishments

- In the spring of 2011 the Office of the Sheriff entered into an agreement to provide police service to Parma and Sandstone Township after the Parma/Sandstone Police Department was disbanded.
- In September the Sheriff's Office commissioned software programmers to develop a cell phone app for the iPhone, iPad, and Blackberry devices. The cell app will allow users to send in anonymous tips, access inmate information, and obtain contact information for the different divisions.
- In October of 2011 the Sheriff's Office began a paperless warrant submission process and paperless report forms to reduce the amount of paper usage and streamline processes.
- A Live Scan finger print machine was purchased to meet the state mandate of collecting palm prints from registered sex offenders. This process will also be used to expedite the concealed pistol licensing process which requires live scan fingerprints.
- On October 31st, 2011 Deputies responded to a car fire in Grass Lake Township. Inside the vehicle two male subjects were located who had been shot and set on fire. After three days Sheriff's Detectives with the assistance of the Major Crime Task Force identified and arrested two suspects. Both subjects admitted to shooting and killing the victims over drugs.
- In 2011 deputies arrested 400 drunk drivers, 126 more than the previous year and 140 more than in 2009.

Budget Adjustments

Three road deputies were added to the County Sheriff's road patrol. One was funded for five years by the Board of Commissioners in support of the County's Strategic Plan. The other two were funded by contracts with Parma Township and Sandstone Township.

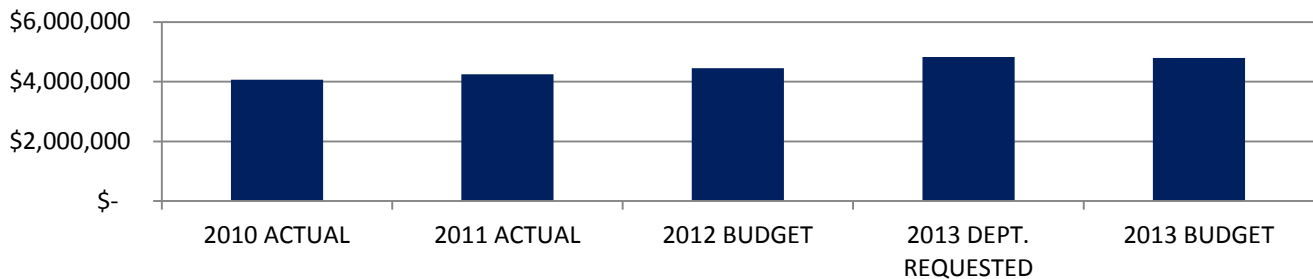


Sheriff's Department

Expenditure History

	2010 <u>ACTUAL</u>	2011 <u>ACTUAL</u>	2012 <u>BUDGET</u>	2013 DEPT <u>REQUESTED</u>	2013 <u>BUDGET</u>
PERSONNEL SERVICES	72,086	53,238	94,900	94,900	87,500
SUPPLIES & MATERIALS	229,522	261,896	261,000	261,000	258,500
CONTRACT SERVICES	3,707,720	3,872,519	4,032,636	4,401,265	4,382,293
OTHER EXPENSES	57,822	63,262	69,350	69,350	64,850
TOTAL PROGRAM COST	\$4,067,150	\$4,250,915	\$4,457,886	\$4,826,515	\$4,793,143

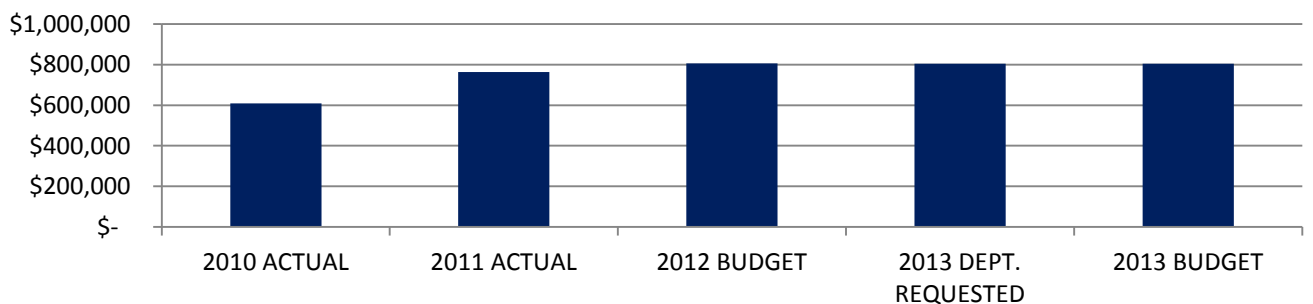
County Sheriff Expenditures



Revenue History

	2010 <u>ACTUAL</u>	2011 <u>ACTUAL</u>	2012 <u>BUDGET</u>	2013 DEPT <u>REQUESTED</u>	2013 <u>BUDGET</u>
CHARGES/FEES	536,997	707,979	667,018	670,018	670,018
INTERGOVERNMENTAL	20,880	17,055	15,000	15,000	20,000
LICENSES/PERMITS	45,235	21,171	37,500	32,500	32,500
OTHER	5,778	17,058	6,000	6,000	6,000
TRANSFER IN	-	-	80,000	80,000	80,000
TOTAL PROGRAM COST	\$608,890	\$763,263	\$805,518	\$803,518	\$808,518

County Sheriff Revenues



Strategic Outcomes

Indicator	2008 Actual	2009 Actual	2010 Actual	2011 Actual	2012 Target	2013 Target
Percent of respondents who say they feel very or somewhat safe from violent crime	N/A	50%	ND	46%	51%	51%
Percent of respondents who say they feel very or somewhat safe in their neighborhood during the day.	N/A	92%	ND	84%	94%	94%
Percent of respondents who say they feel very or somewhat safe in their neighborhood after dark.	N/A	74%	ND	67%	75%	67%

Other Key Indicators

Indicator	2008 Actual	2009 Actual	2010 Actual	2011 Actual	2012 Target	2013 Target
Calls for Service	26,795	33,034	27,002	37,045	27,000	39,500
Felony Arrests	444	455	435	353	450	420
Misdemeanor Arrests	887	836	830	982	800	880
OWI Arrests	277	260	274	400	260	300
Deputies (Road Patrol)	29	29	29	29	29	30
Complaints per Deputy	924	1,139	931	1,277	1,139	1,316
Felony Arrests per Deputy	15	18	15	12	15	14
Misdemeanor Arrests per Deputy	31	29	28	34	27	29
OWI Arrests per Deputy	10	9	9	14	9	10
Case Clearance	42.3%	31.7%	35%	36.4%	35%	35%



This page intentionally left blank.