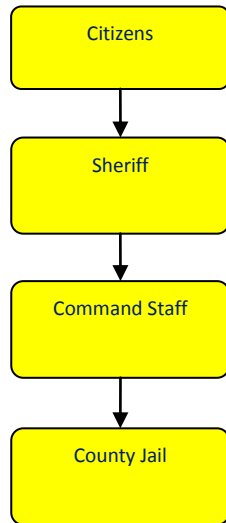


County Jail



Activities

The Corrections Division provides for the secure custody and total physical care of offenders lodged in the Jackson County Jail.

The department activities can be broken into three major categories; Custodial care, physical care and physical plant.

Mission Statement

The mission of the Jackson County Office of the Sheriff is to work in partnership with the citizens of Jackson County toward providing a safe environment while enhancing the quality of life consistent with the values and diversity of the community.



Strategic Plan Impact

✓ **Safe Community**

The Jackson County Jail is the central housing facility for all arrestees within the county. The jail works to ensure the community in which it serves is protected from those people that are incarcerated. The jail also provides a safe environment during the stay for those community members that become incarcerated within the facility. The Jackson County Jail strives to maintain a good working relationship with local, state and federal agencies. There were no escapes or in-custody deaths within the jail.

✓ **Healthy Community**

The jail medical staff closely monitors the inmates to see they are receiving prompt and appropriate medical care. The jail staff also closely monitors the inmate medical billing and confers with the medical staff to make certain inmates are receiving needed care. The jail staff also works hand-in-hand with local mental health agencies to ensure inmates receive mental health care should it be needed. The staff works with the Mental Health Court to identify inmates that qualify and may be eligible for their program.

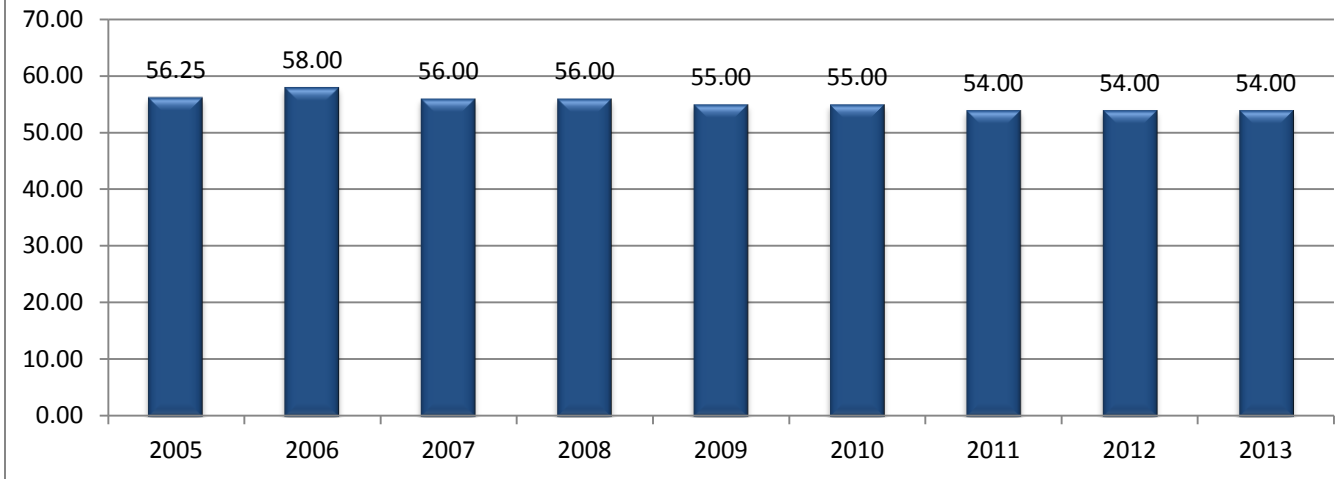
Accomplishments

- ✓ 10th Year in a row of 100% compliance with the MDOC inspection.
- ✓ Started a new initiative with the Veteran's Administration to better serve this sector of the inmate population.
- ✓ Financial Kiosks and Easy Care Commissary System implemented to better serve the public.
- ✓ Booked over 10,779 inmates. (second time in history over 10,000)
- ✓ Through specialized use of housing of MDOC, and special MDOC inmates we generated over \$682,718 of revenue; and \$55,368.74 in Medical Cost Recovery
- ✓ The Jail Policy and Procedures were updated to favorably reflect MDOC administrative rules for jail and lock-ups.
- ✓ Deputies received three times more training than what is required by the State of Michigan.

Budget Adjustments

There are no significant budget adjustments to this program.

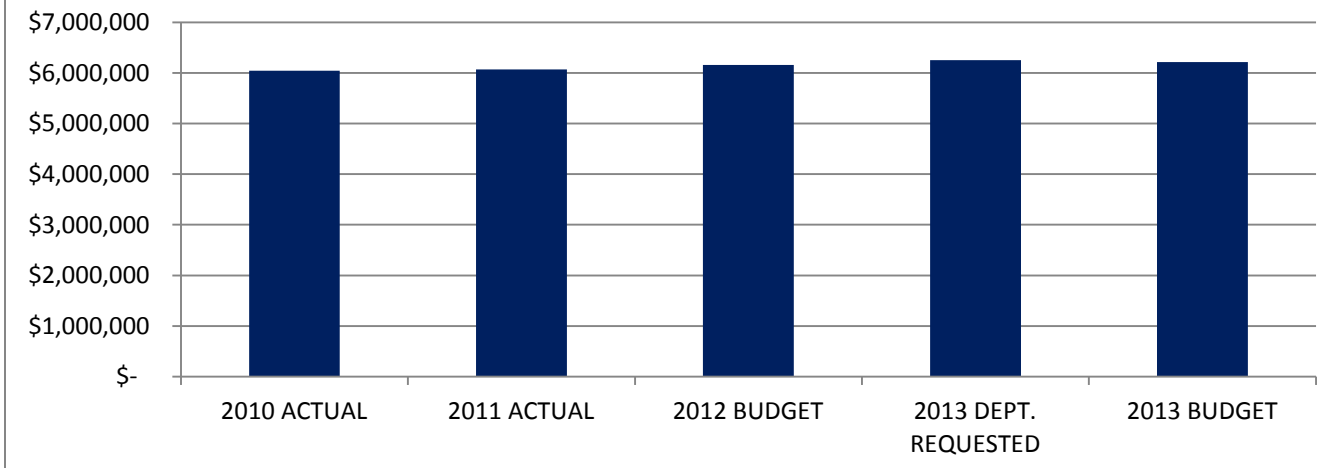
County Jail FTE History



Expenditure History

	2010 ACTUAL	2011 ACTUAL	2012 BUDGET	2013 DEPT REQUESTED	2013 BUDGET
PERSONNEL SERVICES	4,226,209	4,250,316	4,333,535	4,428,149	4,428,149
SUPPLIES & MATERIALS	793,987	868,780	794,615	794,615	794,615
CONTRACT SERVICES	633,679	560,764	637,108	637,108	637,108
OTHER EXPENSES	389,451	388,009	392,566	392,566	352,655
TOTAL PROGRAM COST	\$6,043,326	\$6,067,869	\$6,157,824	\$6,252,438	\$6,212,527

County Jail Expenditures

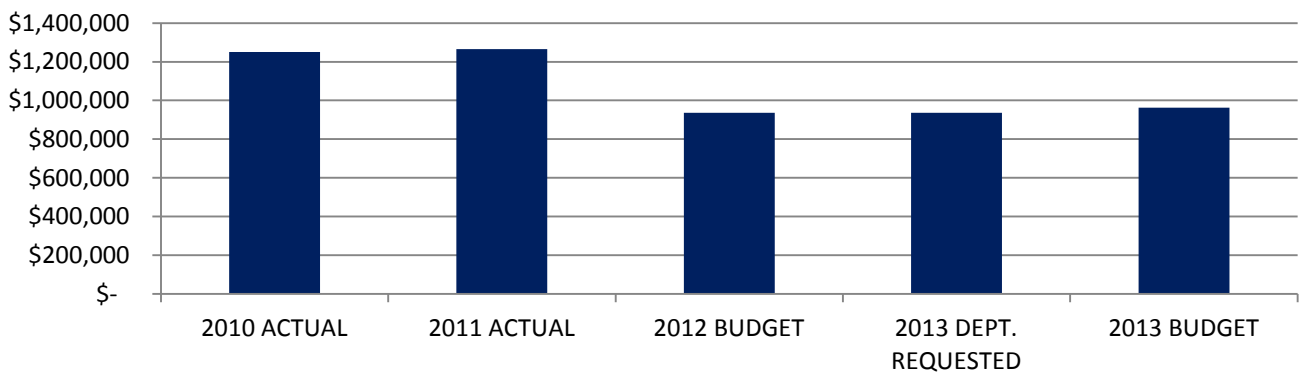


Sheriff's Department

Revenue History

	2010 <u>ACTUAL</u>	2011 <u>ACTUAL</u>	2012 <u>BUDGET</u>	2013 DEPT <u>REQUESTED</u>	2013 <u>BUDGET</u>
CHARGES/FEES	1,028,526	1,044,858	695,000	695,000	720,000
FINES	10,280	8,505	11,000	11,000	11,000
OTHER	212,324	212,829	231,000	231,000	231,000
TOTAL PROGRAM COST	\$1,251,130	\$1,266,192	\$937,000	\$937,000	\$962,000

County Jail Revenues



Strategic Outcomes

<u>Indicator</u>	2008 <u>Actual</u>	2009 <u>Actual</u>	2010 <u>Actual</u>	2011 <u>Actual</u>	2011 <u>Target</u>	2013 <u>Target</u>
Percent of respondents who say they feel very or somewhat safe from violent crime	N/A	50%	51%	51%	51%	51%
Percent of respondents who say they feel very or somewhat safe in their neighborhood during the day.	N/A	92%	93%	93%	93%	93%
Percent of respondents who say they feel very or somewhat safe in their neighborhood after dark.	N/A	74%	75%	75%	75%	75%

Other Key Indicators

<u>Indicator</u>	<u>2008 Actual</u>	<u>2009 Actual</u>	<u>2010 Actual</u>	<u>2011 Actual</u>	<u>2012 Target</u>	<u>2013 Target</u>
Bookings	8,996	9,543	10,230	10,779	10,620	10,620
Releases	8,996	9,543	10,230	10,397	10,620	10,620
Nurse Calls	12,894	9,898	9,689	14,006	12,352	12,352
Meals Served	433,620	423,765	420,090	431,430	460,000	460,000
Deputies	44	45	45	45	45	45
Sergeants	6	6	6	6	6	6
Average daily bookings	24.65	26.14	30.62	29.53	29	29



This page intentionally left blank.