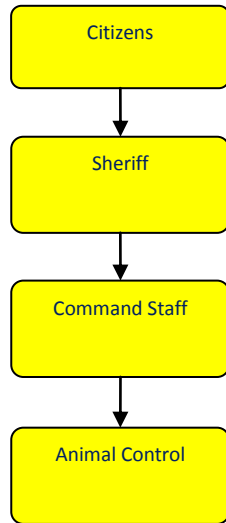


Animal Control



Activities

Enforce animal laws and ordinances.

Shelter lost, unwanted and neglected/abused animals pending court.

Investigate incidents of animal abuse and neglect along with vicious animals.



Mission Statement

Jackson County Animal Control department shall assess the needs of the community, to protect lives and property. To ensure the safety and well-being of the people and animals of Jackson County, in the most safe, humane and efficient manner possible.

Strategic Plan Impact

✓ **Safe Community**

Animal Control Officers enforce the State Dog Law of 1919 and County protection ordinances. The Jackson County Animal Control handles problems like: A vicious dog, cruelty to animals, injured domestic animals, pick up of confined stray domestic animals, investigations of livestock killed by animals, animal bite checks, animals attacking animals, dogs/livestock running loose, pickup of dead domestic animals, pickup of dead animals from veterinarians, checks for current rabies vaccinations and issuance of pet licenses, inspections and issuance of kennel licenses.

Animal Control Officers work hand in hand with over 40 local, State and Federal agencies on both a scheduled and as-needed basis to ensure the proper safety, security and handling of all animal control related issues that cross over governmental boundaries. Their interaction with these agencies brings the Office of the Sheriff and the County of Jackson into a key relationship with community shareholders and provides for a shared resource for all.

✓ **Healthy Community**

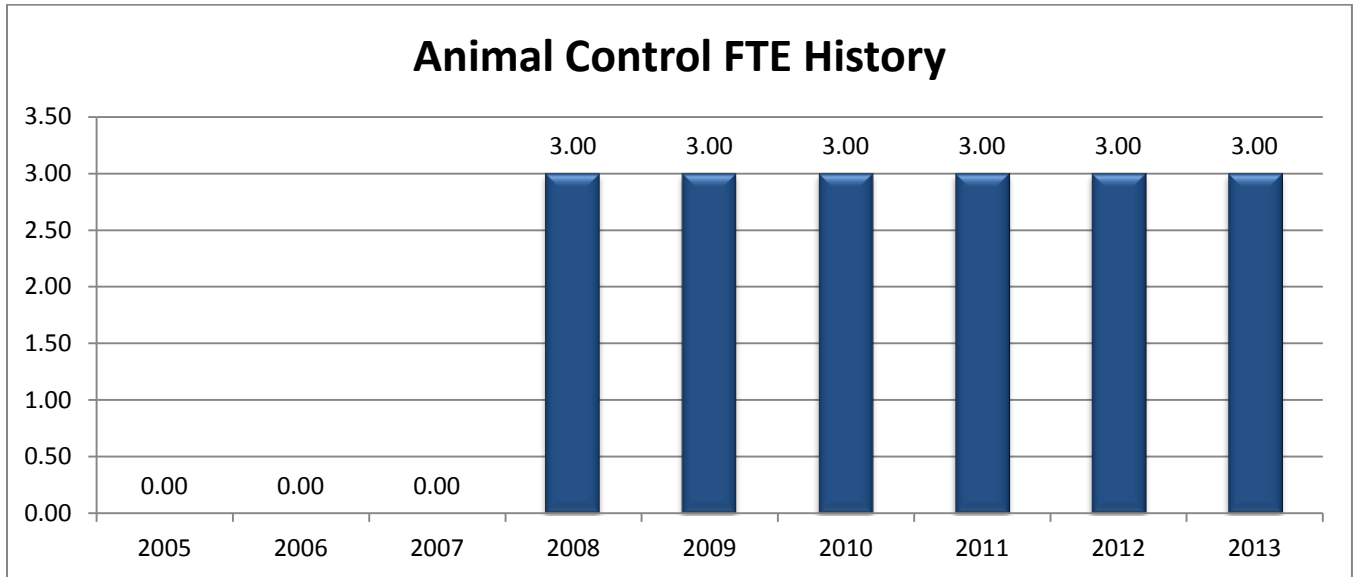
The Jackson County Animal Control Officers serve the community of Jackson by handling all calls and reports for cases of suspected neglect and abuse of animals, as well as taking the primary role in addressing rabies concerns when an animal bites a human or other animal. They participate in the euthanasia of unwanted or sick animals, conduct dog bite prevention, caring for your pet, and spaying and neutering your pet training, and respond to areas to ensure the proper disposal of animals of all sizes to prevent the growth and/or spread of diseases.

Accomplishments

- ✓ Continued efforts to utilize training funds to achieve a highly trained and effective staff through attendance to specialized live animal training events, large animal training events, and The Michigan Association of Animal Control Officer Conferences.
- ✓ Jackson County Animal Control Officer exceed all State mandated training requirements.
- ✓ Jackson County Animal Control Officers continue to receive professional training from Sheriff's Office trainers in use of force, de-escalation of combative/uncooperative subjects and deadly force encounters.
- ✓ Jackson County Animal Control Officers have had their schedules adjusted to better meet the call volume and external agency need.
- ✓ Animal Control Officers had computers installed in vehicles and now complete their reports electronically similar to road patrol.

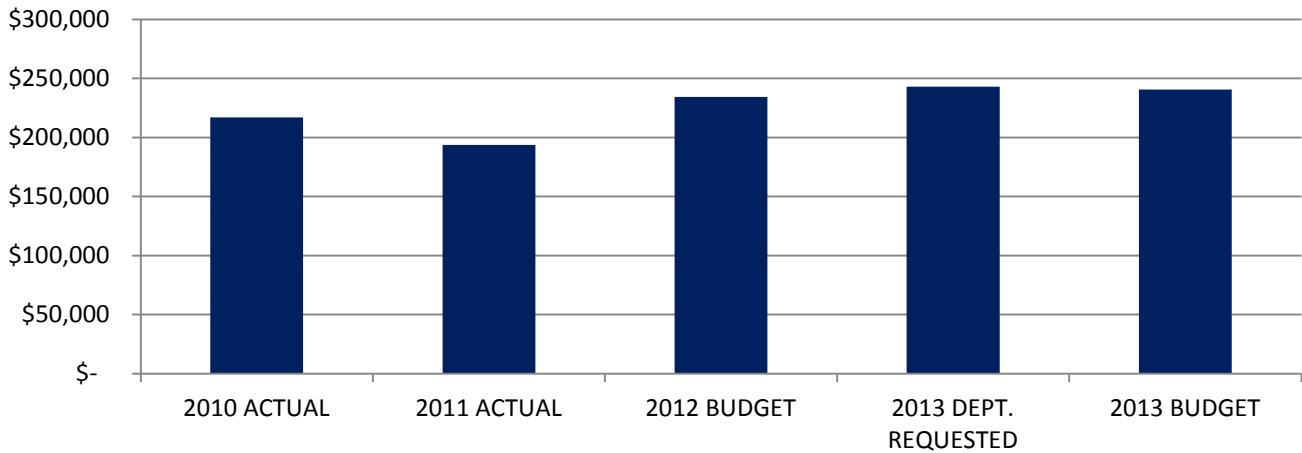
- ✓ In car cameras, video and audio were installed in ACO's vehicles to capture incidents involving aggressive dogs, protect ACO's and to shield the county from liability.

Budget Adjustments



Expenditure History					
	2010 <u>ACTUAL</u>	2011 <u>ACTUAL</u>	2012 <u>BUDGET</u>	2013 DEPT <u>REQUESTED</u>	2013 <u>BUDGET</u>
PERSONNEL SERVICES	194,972	177,505	211,284	219,867	219,867
SUPPLIES & MATERIALS	1,612	2,371	7,400	7,400	5,200
CONTRACT SERVICES	500	406	500	500	500
OTHER EXPENSES	19,838	13,463	15,129	15,129	15,129
TOTAL PROGRAM COST	\$216,922	\$193,745	\$234,313	\$242,896	\$240,696

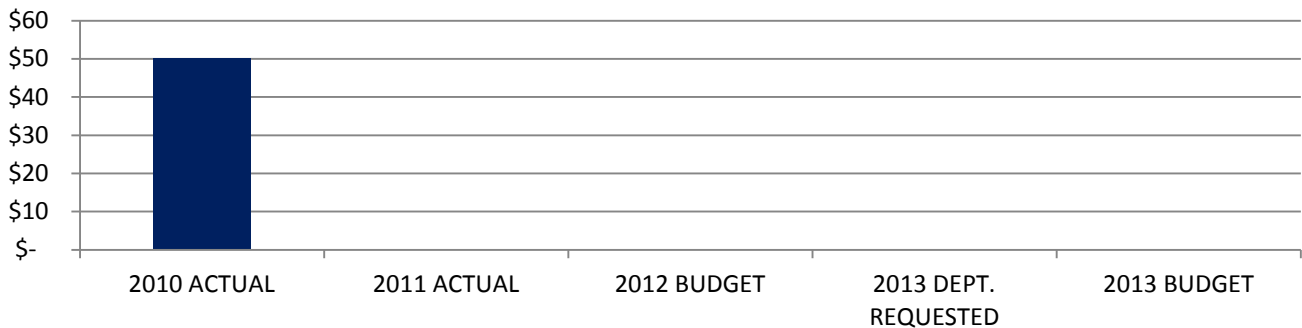
Animal Control Expenditures



Revenue History

	2010 <u>ACTUAL</u>	2011 <u>ACTUAL</u>	2012 <u>BUDGET</u>	2013 DEPT <u>REQUESTED</u>	2013 <u>BUDGET</u>
OTHER REVENUE	50	-	-	-	-
TOTAL PROGRAM COST	50	\$0	\$0	\$0	\$0

Animal Control Revenues



Strategic Outcomes

Indicator	2008 Actual	2009 Actual	2010 Actual	2011 Actual	2012 Target	2013 Target
Percent of respondents who say they feel very or somewhat safe from violent crime	N/A	50%	50%	No Submission	53%	No Submission
Percent of respondents who say they feel very or somewhat safe in their neighborhood during the day.	N/A	92%	92%	No Submission	94%	No Submission
Percent of respondents who say they feel very or somewhat safe in their neighborhood after dark.	N/A	74%	74%	No Submission	77%	No Submission

Other Key Indicators

Indicator	2008 Actual	2009 Actual	2010 Actual	2011 Actual	2012 Target	2013 Target
Number of dispatched calls for Service	1,098	2,430	2748	2,403	2,600	No Submission
Number of open reports at year end	1	9	10	5	6	No Submission



This page intentionally left blank.