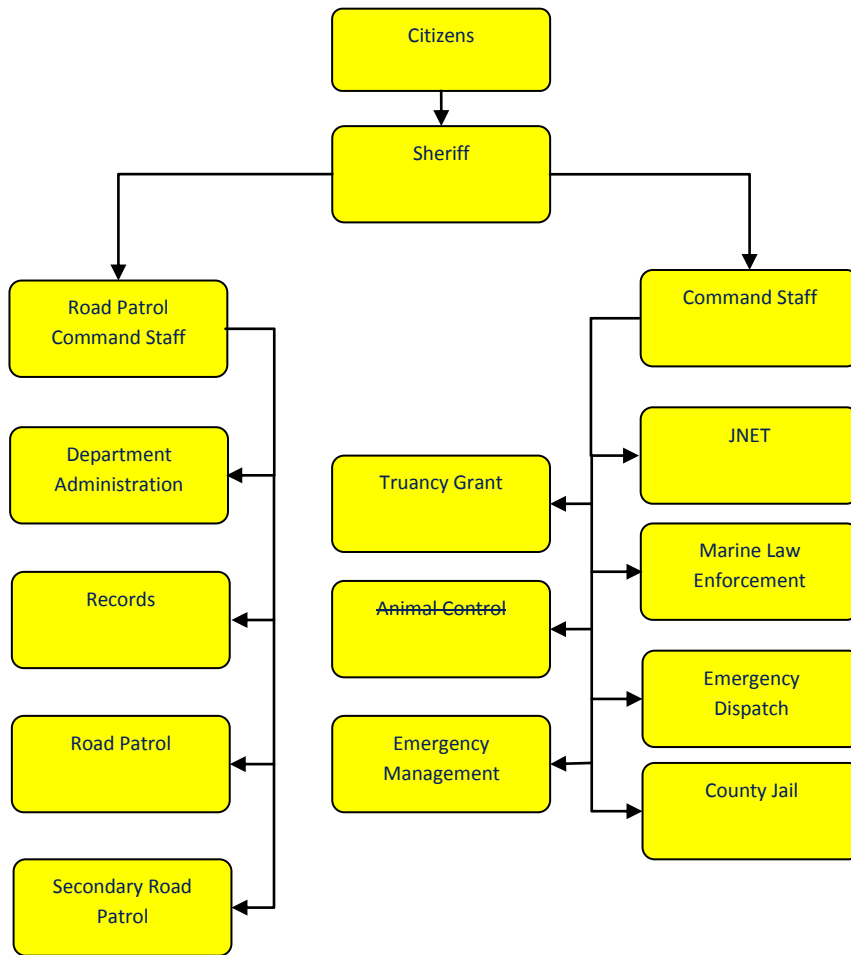


Sheriff's Department



Programs

The Sheriff's Department's is responsible for:

- Road Patrol
- Secondary Road Patrol
- Lownet Narcotics Grant
- Marine Law Enforcement
- Emergency Dispatch
- County Jail
- Emergency Management
- Truancy Grant
- Animal Control



Mission Statement

The mission of the Jackson County Office of the Sheriff is to work in partnership with the citizens of Jackson County toward providing a safe environment while enhancing the quality of life consistent with the values and diversity of the community.

Sheriff's Road Patrol

Activities

The Sheriff's Department's Road Patrol performs a wide variety of services for citizens of Jackson County. These services can be divided into three major programs: Crime Prevention and Suppression (investigations, inspections, arrests, etc.), Order Maintenance (traffic enforcement, domestic relations, neighborhood disputes, liquor law enforcement, found property, etc.) and Legal Services (subpoenas, court services, gun registrations, L.E.I.N., etc.).

Strategic Plan Impact

✓ **Safe Community**

The Sheriff has the responsibility of responding to and investigating criminal complaints throughout the County of Jackson. The Office of the Sheriff is committed to the enforcement of laws, the protection of life and property while respecting individual rights, human dignity and community values. Delivering this service will create a community where both people and organizations can thrive and prosper. Through vigorous enforcement and visibility the Office of the Sheriff continues to make Jackson County a safe environment in which to live work and play.

✓ **Economic Development**

Through the efforts of the Sheriff to create a safe community in which to live, work, and play we indirectly impact the ability of business to thrive. A safe community enjoys the benefits of increased economic development. Safe communities also draw residents from other locations who seek safe, quiet places to raise a family.

✓ **Healthy Community**

In creating a safe community where people feel free to enjoy the multiple parks and opportunities for outside activity the Office of the Sheriff contributes to the health of the community. The enforcement of traffic laws coupled with educating people as to the dangers of violating traffic laws such as speeding and operating while impaired further enhance the health of this community. Specific examples of this activity include utilizing Sheriff's bicycle patrols on the Falling Waters Trail and continued efforts to address speeding and OWI enforcement. Educational programs in the schools are ongoing to keep high school students informed and prepared for their responsibilities as young drivers. Also, a feeling of safety promotes the enjoyment of the county's park system leading to healthier and happier residents.

✓ **Recreational & Cultural Opportunities**

As stated above, the feeling of safety lends itself to the enjoyment of all of Jackson County's parks, lakes and recreational opportunities. Residents who feel free from the fear of crime will undoubtedly spend more of their available leisure time enjoying the recreation and culture offered in Jackson County. Specific examples include the fireworks display that occurs 3 times per year at the Sparks Foundation Park as well as the Falling Waters Trail and the numerous lakes county-wide.

Accomplishments

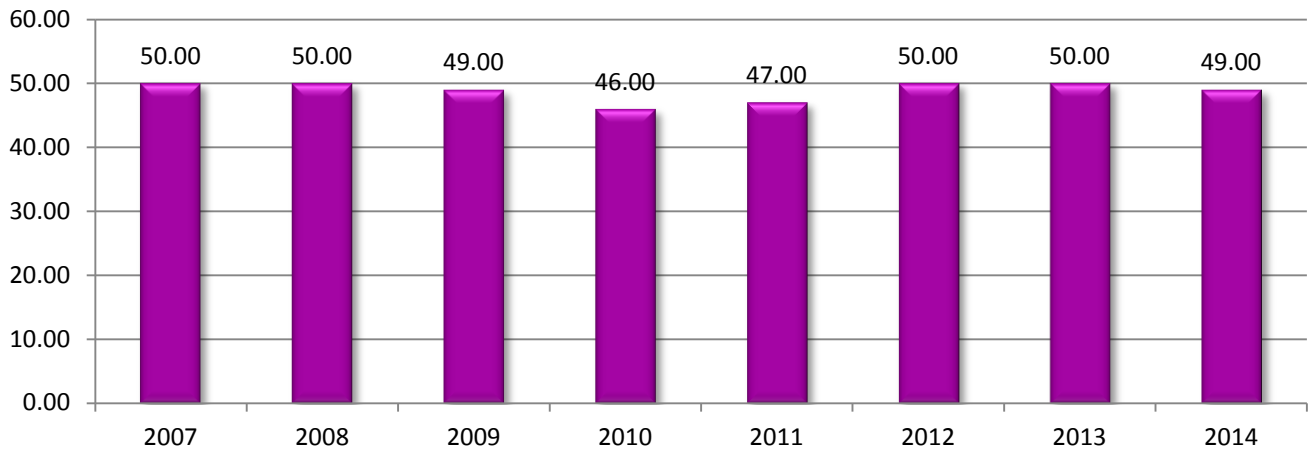
- In the spring of 2011 the Office of the Sheriff entered into an agreement to provide police service to Parma and Sandstone Township after the Parma/Sandstone Police Department was disbanded.
- In September the Sheriff's Office commissioned software programmers to develop a cell phone app for the iPhone, iPad, and Blackberry devices. The cell app will allow users to send in anonymous tips, access inmate information, and obtain contact information for the different divisions.
- In October of 2011 the Sheriff's Office began a paperless warrant submission process and paperless report forms to reduce the amount of paper usage and streamline processes.
- A Live Scan finger print machine was purchased to meet the state mandate of collecting palm prints from registered sex offenders. This process will also be used to expedite the concealed pistol licensing process which requires live scan fingerprints.
- On October 31st, 2011 Deputies responded to a car fire in Grass Lake Township. Inside the vehicle two male subjects were located who had been shot and set on fire. After three days Sheriff's Detectives with the assistance of the Major Crime Task Force identified and arrested two suspects. Both subjects admitted to shooting and killing the victims over drugs.
- In 2011 deputies arrested 400 drunk drivers, 126 more than the previous year and 140 more than in 2009.

Budget Adjustments

One Road Patrol Sergeant was moved to Emergency Management.

Sheriff's Department

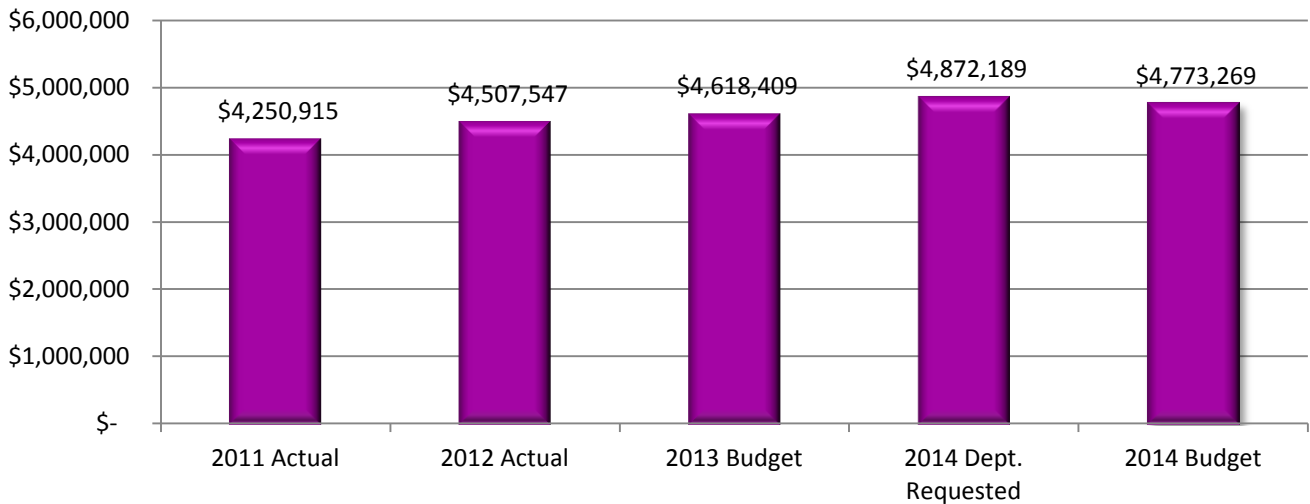
County Sheriff FTE History



Expenditure History

	2011 <u>ACTUAL</u>	2012 <u>ACTUAL</u>	2013 <u>BUDGET</u>	2014 DEPT <u>REQUESTED</u>	2014 <u>BUDGET</u>
PERSONNEL SERVICES	3,872,519	4,068,641	4,207,559	4,402,139	4,340,139
SUPPLIES & MATERIALS	63,262	65,636	64,850	102,450	65,530
CONTRACT SERVICES	53,238	86,508	87,500	88,750	88,750
OTHER EXPENSES	261,896	286,762	258,500	278,850	278,850
TOTAL PROGRAM COST	\$4,250,915	\$4,507,547	\$4,618,409	\$4,872,189	\$4,773,269

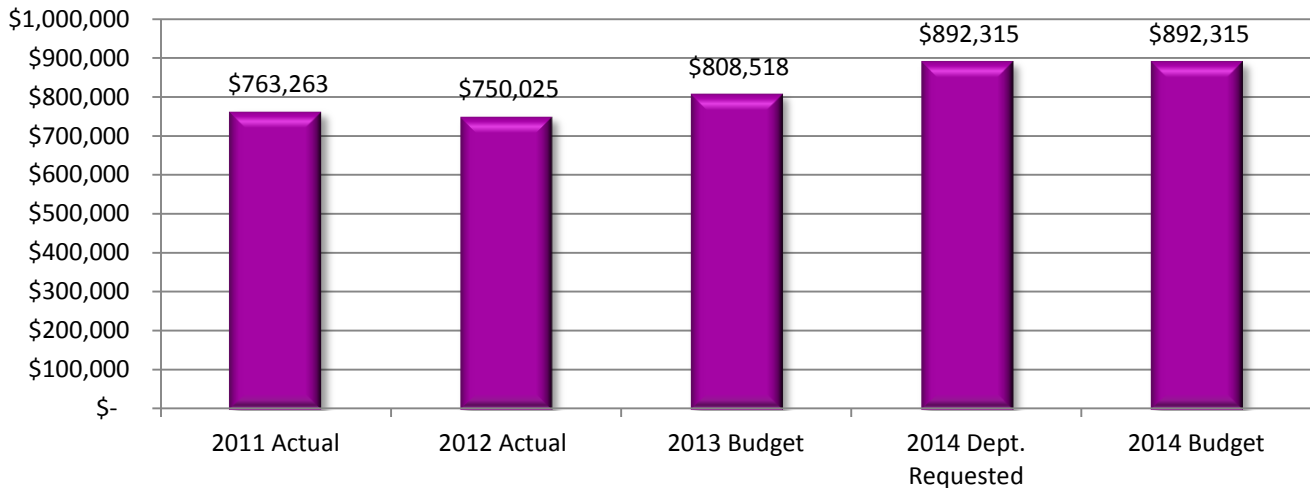
COUNTY SHERIFF



Revenue History

	2011 <u>ACTUAL</u>	2012 <u>ACTUAL</u>	2013 <u>BUDGET</u>	2014 DEPT <u>REQUESTED</u>	2014 <u>BUDGET</u>
CHARGES/FEES	707,979	681,888	670,018	751,815	751,815
INTERGOVERNMENTAL	21,171	36,060	32,500	32,500	32,500
LICENSES/PERMITS	17,055	19,725	20,000	22,000	22,000
OTHER	17,058	12,352	6,000	6,000	6,000
TRANSFER IN	-	-	80,000	80,000	80,000
TOTAL PROGRAM COST	\$763,263	\$750,025	\$808,518	\$892,315	\$892,315

COUNTY SHERIFF REVENUES



Strategic Outcomes

<u>Indicator</u>	2009 <u>Actual</u>	2010 <u>Actual</u>	2011 <u>Actual</u>	2012 <u>Actual</u>	2013 <u>Target</u>	2014 <u>Target</u>
Percent of respondents who say they feel very or somewhat safe from violent crime	50%	ND	46%	51%	51%	
Percent of respondents who say they feel very or somewhat safe in their neighborhood during the day.	92%	ND	84%	94%	94%	
Percent of respondents who say they feel very or somewhat safe in their neighborhood after dark.	74%	ND	67%	75%	67%	

Other Key Indicators

<u>Indicator</u>	<u>2009 Actual</u>	<u>2010 Actual</u>	<u>2011 Actual</u>	<u>2012 Actual</u>	<u>2013 Target</u>	<u>2014 Target</u>
Calls for Service	33,034	27,002	37,045	27,000	39,500	
Felony Arrests	455	435	353	450	420	
Misdemeanor Arrests	836	830	982	800	880	
OWI Arrests	260	274	400	260	300	
Deputies (Road Patrol)	29	29	29	29	30	
Complaints per Deputy	1,139	931	1,277	1,139	1,316	
Felony Arrests per Deputy	18	15	12	15	14	
Misdemeanor Arrests per Deputy	29	28	34	27	29	
OWI Arrests per Deputy	9	9	14	9	10	
Case Clearance	31.7%	35%	36.4%	35%	35%	

Secondary Road Patrol

Activities

Deputies assigned to the Secondary Road Patrol perform advanced enforcement and accident investigation functions on the county's major trunk lines. With special state funding, these deputies are able to concentrate solely on monitoring safety problems, study accident data and educating the public on safe driving habits.

Strategic Plan Impact

- ✓ **Safe Community**

The Office of the Sheriff is committed to the enforcement of laws, the protection of life and property while respecting individual rights, human dignity and community values. Delivering this service will create a community where both people and organizations can thrive and prosper. Through vigorous enforcement and visibility the Office of the Sheriff continues to make Jackson County a safe environment in which to live work and play. The Secondary Road Patrol consists of 2 deputies whose primary responsibility is to reduce death and injury from traffic crashes through enforcement, education and high visibility.

- ✓ **Economic Development**

Through the efforts of the Sheriff to create a safe community in which to live, work and play we indirectly impact the ability of business to thrive. A safe community enjoys the benefits of increased economic development. Safe communities also draw residents from other locations who seek safe, quiet places to raise a family.

- ✓ **Healthy Community**

In creating a safe community where people feel free to enjoy the multiple parks and opportunities for outside activity the Office of the Sheriff contributes to the health of the community. The enforcement of traffic laws coupled with educating people as to the dangers of violating traffic laws such as speeding and operating while impaired further enhance the health of this community. Specific examples of this activity include utilizing Sheriff's bicycle patrols on the Falling Waters Trail and continued efforts to address speeding, dangerous driving, impaired drivers and distracted drivers. Educational programs in the schools are ongoing to keep high school students informed and prepared for their responsibilities as young drivers. Also, a feeling of safety promotes the enjoyment of the county's park system leading to healthier and happier residents.

✓ **Recreational & Cultural Opportunities**

As stated above, the feeling of safety lends itself to the enjoyment of all of Jackson County's parks, lakes and recreational opportunities. Residents who feel free from the fear of crime will undoubtedly spend more of their available leisure time enjoying the recreation and culture offered in Jackson County. Specific examples include the fireworks display that occurs 3 times per year at the Sparks Foundation Park as well as the Falling Waters Trail and the numerous lakes county-wide. The majority of the traffic enforcement and assistance with traffic at some of Jackson's larger events are heavily dependent on this group of deputies.

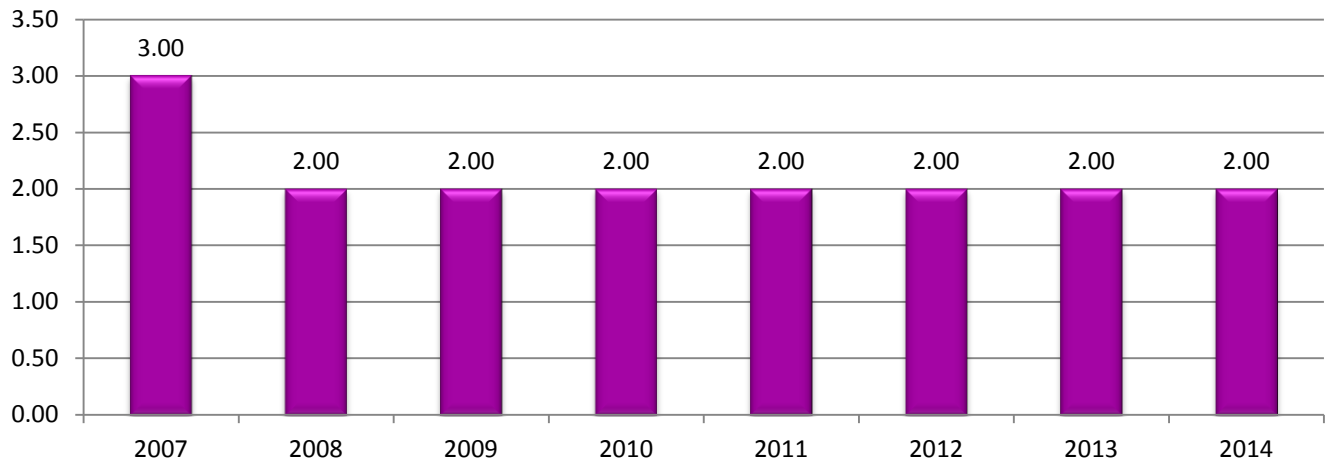
Accomplishments

- The Sheriff's Office began promoting the Michigan Sheriff Association's Sheriffs Telling Our Parents and Promoting Educated Drivers (STOPPED) throughout Jackson County schools. Deputies have presented the program to several parent groups to get participation. This program allows deputies to notify parents when their child has been pulled over by Deputies.
- In late fall the Sheriff's office initiated the creation of a joint accident investigation team to be modeled after the Major Crimes Task Force. This unit would use resources and traffic crash reconstructionists from the Sheriff's Office, Blackman Township of Public Safety and Michigan State Police, Traffic Services Division. These resources and reconstructionists would respond to and investigate serious and fatal traffic crashes.

Budget Adjustments

The state has made some cuts to the secondary road patrol funding as reflected in the revenues.

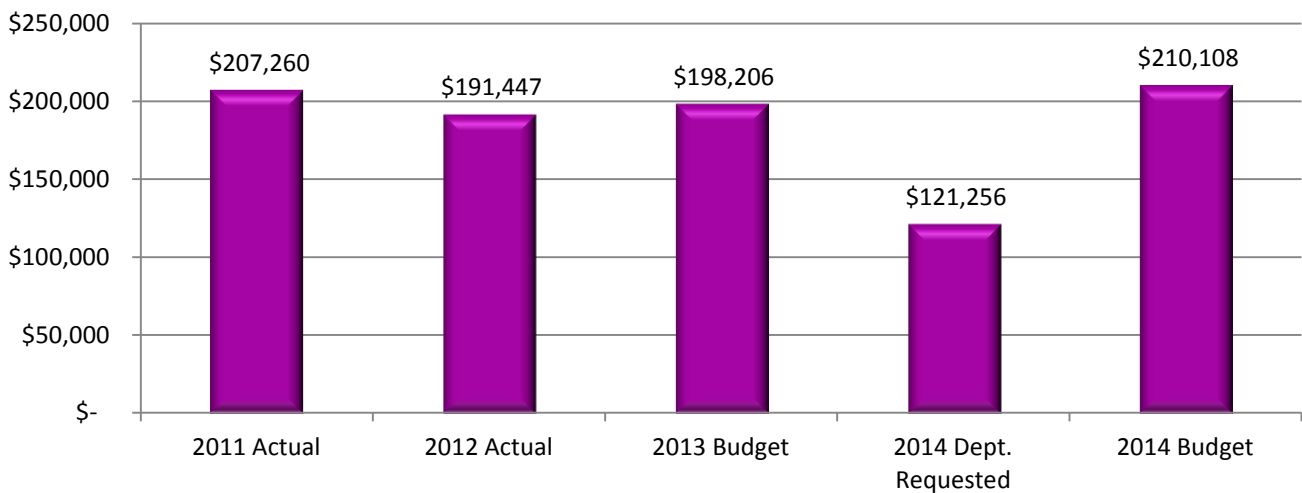
Road Patrol FTE History



Expenditure History

	2011 <u>ACTUAL</u>	2012 <u>ACTUAL</u>	2013 <u>BUDGET</u>	2014 DEPT <u>REQUESTED</u>	2014 <u>BUDGET</u>
PERSONNEL SERVICES	168,168	175,726	182,133	102,683	191,535
SUPPLIES & MATERIALS	3,487	2,630	3,500	6,000	6,000
OTHER EXPENSES	35,605	13,091	12,573	12,573	12,573
TOTAL PROGRAM COST	\$207,260	\$191,447	\$198,206	\$121,256	\$210,108

ROAD PATROL

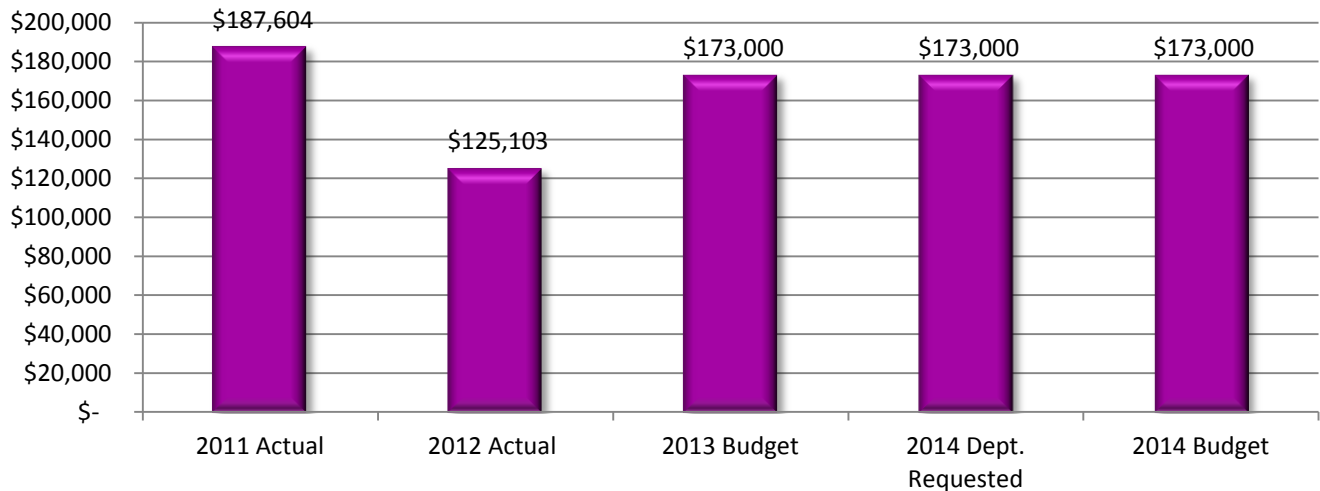


Sheriff's Department

Revenue History

	2011 <u>ACTUAL</u>	2012 <u>ACTUAL</u>	2013 <u>BUDGET</u>	2014 DEPT <u>REQUESTED</u>	2014 <u>BUDGET</u>
INTERGOVERNMENTAL	187,604	125,103	173,000	173,000	173,000
TOTAL PROGRAM COST	\$187,604	\$125,103	\$173,000	\$173,000	\$173,000

ROAD PATROL REVENUES



Strategic Outcomes

<u>Indicator</u>	2009 <u>Actual</u>	2010 <u>Actual</u>	2011 <u>Actual</u>	2012 <u>Actual</u>	2013 <u>Target</u>	2014 <u>Target</u>
Number of fatal and serious injury crashes investigated	13	ND	11	15	15	
Percent of respondents who say they feel very or somewhat safe from violent crime	50%	ND	46%	51%	51%	
Percent of respondents who say they feel very or somewhat safe in their neighborhood during the day.	92%	ND	84%	93%	93%	
Percent of respondents who say they feel very or somewhat safe in their neighborhood after dark.	74%	ND	67%	75%	75%	

Other Key Indicators

<u>Indicator</u>	<u>2009 Actual</u>	<u>2010 Actual</u>	<u>2011 Actual</u>	<u>2012 Actual</u>	<u>2013 Target</u>	<u>2014 Target</u>
Citations Issued	7,167	7,956	5,436	8,000	8,000	
Deputies assigned	3	3	2.5	3	3	
Citations per Deputy in Secondary Road Patrol	2,389	2,652	2,174	2,667	2,667	

Lawnet Narcotics Grant

Lawnet Narcotics Grant

JNET provides participating jurisdictions within Jackson County an increased capacity to detect, conduct surveillance of, and apprehend persons who violate narcotics and drug laws, or other laws as determined by the advisory board. JNET works cooperatively with law enforcement agencies at all levels; local, state, and federal, of Jackson County. They detect and apprehend persons who violate these laws.

Strategic Plan Impact

✓ Safe Community

The two deputies assigned to this unit work in concert with other law enforcement officers from various governmental units to target the illicit drug trade in Jackson County. Their work includes long-term investigations of drug traffickers as well as the apprehension of street level offenders. This unit has within it the only personnel in the county of Jackson dedicated to targeting drug activity. The work performed by this unit shutting down drug houses and methamphetamine labs contributes significantly to making Jackson County a safer place to live.

✓ Healthy Community

In creating a safe community where people feel free to enjoy the multiple parks and opportunities for outside activity the Office of the Sheriff contributes to the health of the community. Drug interdiction enhances the health of this community by forcing the sale of drugs out of our neighborhoods.

✓ Recreational & Cultural Opportunities

This program enables the residents of Jackson County to enjoy recreational and cultural opportunities by providing a feeling of safety. The knowledge that problems relating to drug activity are being addressed permits citizens to enjoy recreation in Jackson without fear of being exposed to the effects of drug sales in parks and neighborhoods.

Accomplishments

Utilizing a confidential informant, Detectives from the Jackson Narcotic Enforcement Team (JNET) began purchases of heroin through Arthur Jones. Purchases were made through three of his dealers and subsequent search warrants were executed simultaneously. The investigation resulted in five vehicles being forfeited, 15 grams of heroin, and roughly \$3700.00 cash seized.

Sheriff's Department

JNET Detectives began an investigation which started with Conway Trucking in Leoni Township. Detectives located 145 pounds of Marijuana in a shipping container. This led to search warrants being executed in Kent County, Illinois and in California. The shipper/grower was identified and to date the investigation is on-going. Through the investigation the unit has seized nearly 200 pounds of marijuana and approximately \$84,000.00 forfeited.

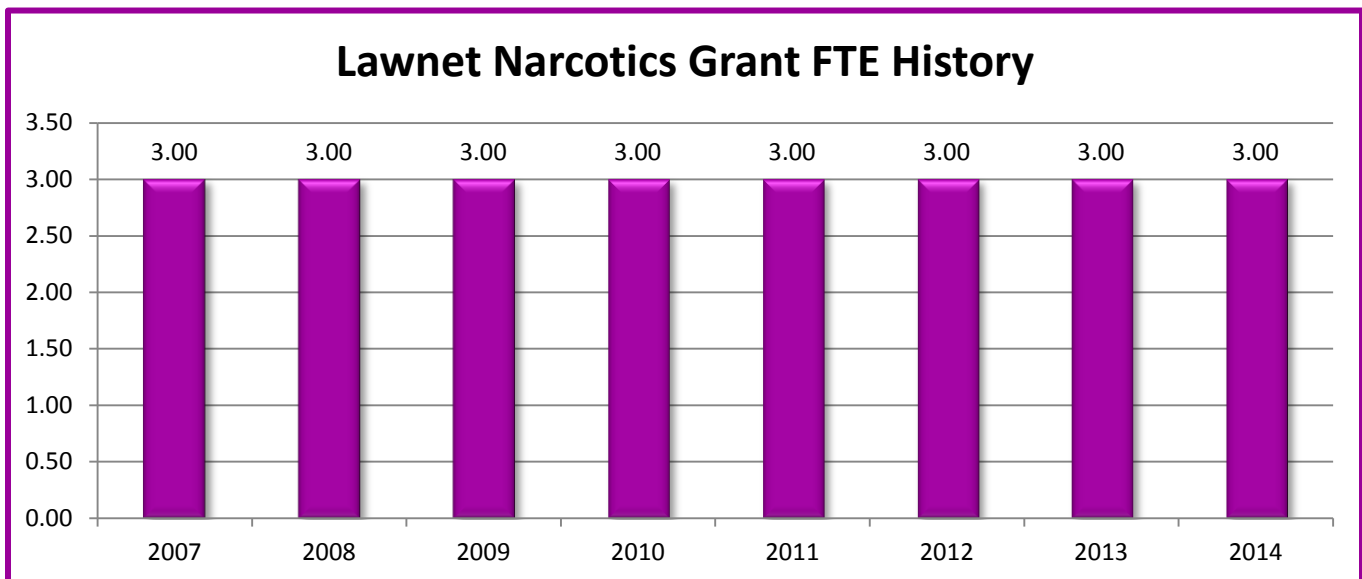
Utilizing a confidential informant, JNET Detectives conducted a search warrant and a traffic stop on two known heroin dealers. Both suspects were felons in possession of firearms and had previous felony records. Heroin and money were seized.

JNET Detectives utilized a confidential informant and conducted search warrants on two residences after a controlled purchase of heroin was made at the homes. During the Search warrants 33.3 grams of heroin were seized and one handgun.

JNET unit members have had a busy year investigating Meth cases. There were numerous dump sites located in Springport Township. Sixteen (16) labs throughout the County were dismantled and cleaned up by JNET Investigators. Investigators continue to work closely with all Police Departments to address their area concerns.

Budget Adjustments

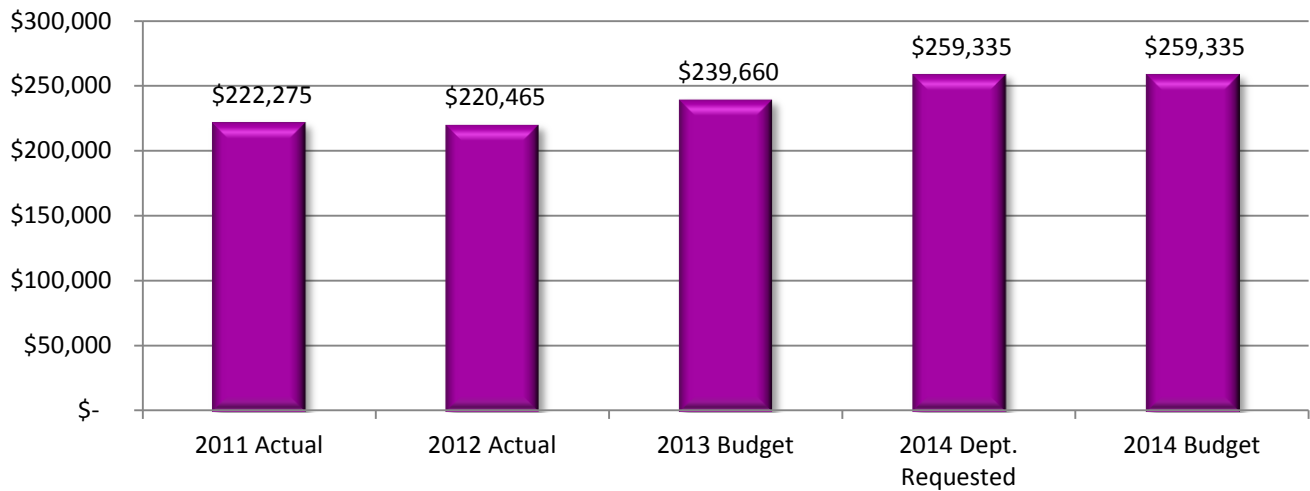
There are no significant budget adjustments to this program.



Expenditure History

	2011 <u>ACTUAL</u>	2012 <u>ACTUAL</u>	2013 <u>BUDGET</u>	2014 DEPT <u>REQUESTED</u>	2014 <u>BUDGET</u>
PERSONNEL SERVICES	221,128	219,460	238,484	256,983	256,983
SUPPLIES & MATERIALS	1,147	1,005	1,176	2,352	2,352
TOTAL PROGRAM COST	\$222,275	\$220,465	\$239,660	\$259,335	\$259,335

LAWNET NARCOTICS GRANT

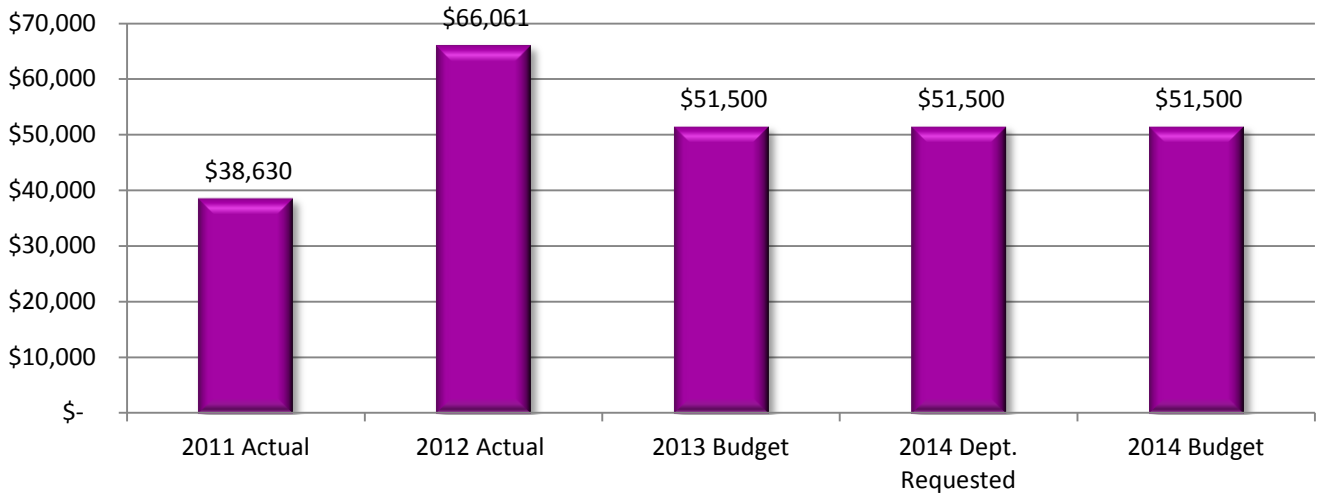


Revenue History

	2011 <u>ACTUAL</u>	2012 <u>ACTUAL</u>	2013 <u>BUDGET</u>	2014 DEPT <u>REQUESTED</u>	2014 <u>BUDGET</u>
INTERGOVERNMENTAL	38,630	66,061	51,500	51,500	51,500
TOTAL PROGRAM COST	\$38,630	\$66,061	\$51,500	\$51,500	\$51,500

Sheriff's Department

LAWNET NARCOTICS GRANT REVENUES



Strategic Outcomes

Indicator	2009 Actual	2010 Actual	2011 Actual	2012 Actual	2013 Target	2014 Target
Percent of respondents who say they feel very or somewhat safe from violent crime	50%	N/D	N/D	53%		
Percent of respondents who say they feel very or somewhat safe in their neighborhood during the day.	92%	N/D	N/D	94%		
Percent of respondents who say they feel very or somewhat safe in their neighborhood after dark.	74%	N/D	N/D	77%		

Other Key Indicators

<u>Indicator</u>	<u>2009 Actual</u>	<u>2010 Actual</u>	<u>2011 Actual</u>	<u>2012 Actual</u>	<u>2013 Target</u>	<u>2014 Target</u>
Investigations	259	286	204	256	275	
Arrests	209	157	113	180	182	
Search Warrants Executed	75	69	55	71	75	
Firearms Seized	41	48	34	41	45	
Deputies	2	2	2	2	2	
Investigations per Deputy	129	143	102	140	137	
Arrests per Deputy	104	78	57	110	91	
Search Warrants Executed per Deputy	37	35	27	40	38	
Firearms Seized per Deputy	20	24	17	25	23	
Cocaine Seized (grams)	355	577	1,130	1,000	1,050	
Crack Cocaine Seized (grams)	148	358	291	250	225	
Methamphetamine Seized (grams)	29.5	120	1,847	1,900	2,000	
Heroin Seized (grams)	67	121	2,639	2,700	2,800	

Marine Law Enforcement

Activities

This seasonal department is staffed by fully trained, state certified Marine Deputies who engage in a broad range of activities. They include patrolling county waterways for violators, livery inspections, boat accident investigations and conducting boater safety education and certification classes.

Strategic Plan Impact

- ✓ **Safe Community**

The Sheriff has the responsibility of responding to and investigating criminal complaints throughout the County of Jackson. The Office of the Sheriff is committed to the enforcement of laws, the protection of life and property while respecting individual rights, human dignity and community values. Delivering this service will create a community where both people and organizations can thrive and prosper. Through vigorous enforcement and visibility the Office of the Sheriff continues to make Jackson County a safe environment in which to live work and play.

- ✓ **Economic Development**

Through the efforts of the Sheriff to create a safe community in which to live, work and play we indirectly impact the ability of business to thrive. A safe community enjoys the benefits of increased economic development. Safe communities also draw residents from other locations who seek safe, quiet places to raise a family.

- ✓ **Recreational & Cultural Opportunities**

The feeling of safety provided as a result of enforcement and education lends itself to the enjoyment of all Jackson County parks, lakes and recreational opportunities. Residents who feel free from the fear of crime will undoubtedly spend more of their available leisure time enjoying the recreation and culture offered in Jackson County. Specific examples include the annual Raft-O-Rama on Clark Lake as well as marine patrol activity that occurs during the summer months and particularly on holiday weekends on the numerous lakes county-wide.

Accomplishments

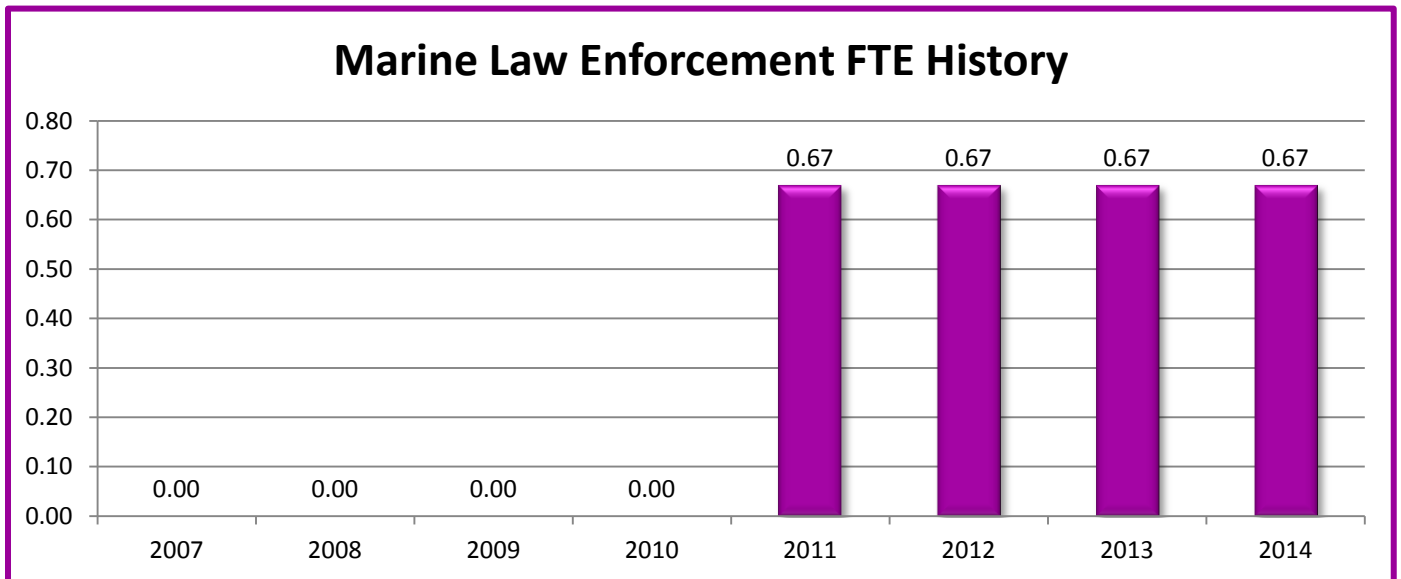
- ✓ Used truancy program officers to staff the marine patrol program to recognize cost savings.
- ✓ Marine Deputies and Dive Recovery team responded to Lake Columbia and successfully recovered deceased boater involved in boating accident.

Sheriff's Department

- ✓ Dive Recovery team assisted Hillsdale County Sheriff in recovery operations of a deceased boater.
- ✓ New computer equipment was purchased for Dive recovery team to assist in underwater recovery operations and side scan sonar capabilities.
- ✓ Dive equipment was refurbished and new items purchased to increase safety of divers in the water.
- ✓ Partnered through various Lake Associations to provide dedicated patrol and address community concerns.
- ✓ Marine Law Enforcement Deputies taught nearly 130 hours of boater safety instruction enhancing the safety of Jackson County's lakes and rivers.

Budget Adjustments

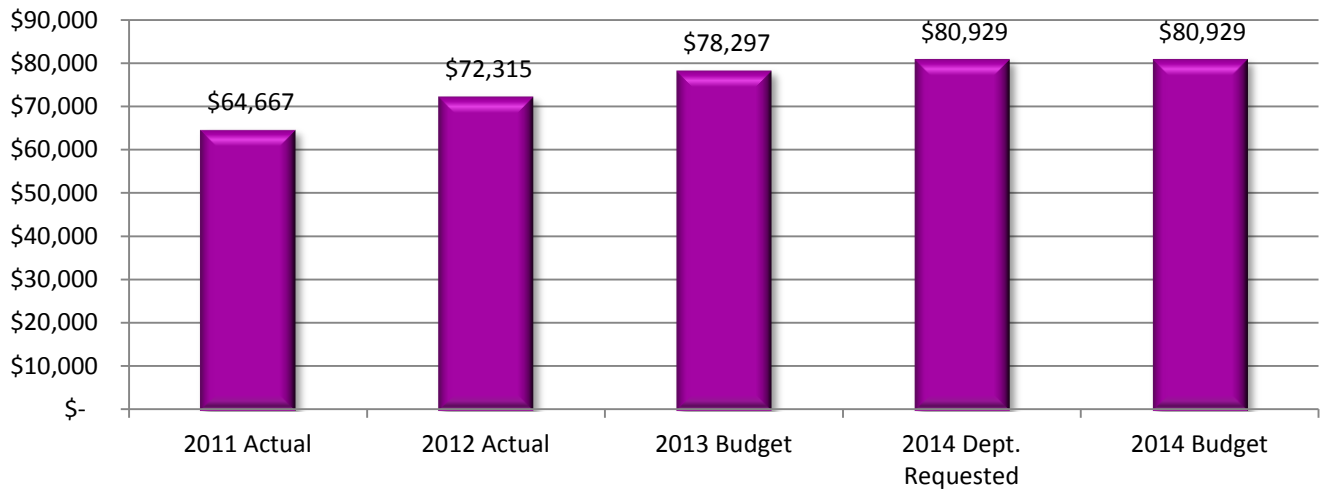
In 2011 the Sheriff's department maximized staff by taking advantage of summer breaks in service with the truancy officers and winter breaks in service of the marine patrol. Deputies are moved to accommodate the season and demand, which resulted in a cost savings.



Expenditure History

	2011 <u>ACTUAL</u>	2012 <u>ACTUAL</u>	2013 <u>BUDGET</u>	2014 DEPT <u>REQUESTED</u>	2014 <u>BUDGET</u>
PERSONNEL SERVICES	49,333	57,723	62,112	63,744	63,744
SUPPLIES & MATERIALS	1,643	979	1,905	2,905	2,905
OTHER EXPENSES	13,691	13,613	14,280	14,280	14,280
TOTAL PROGRAM COST	\$64,667	\$72,315	\$78,297	\$80,929	\$80,929

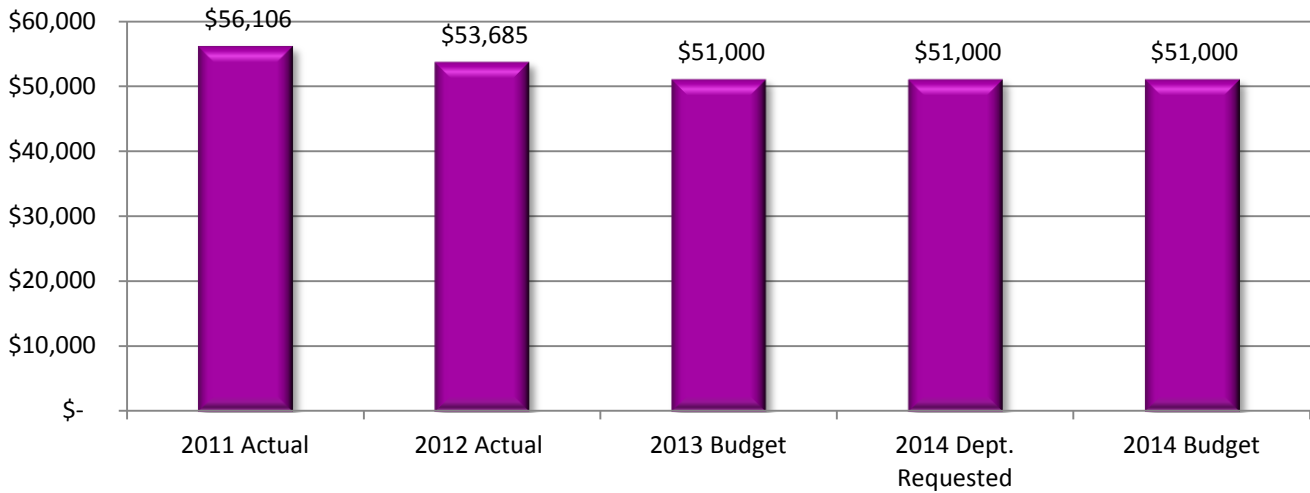
MARINE LAW ENFORCEMENT EXPENDITURES



Revenue History

	2011 <u>ACTUAL</u>	2012 <u>ACTUAL</u>	2013 <u>BUDGET</u>	2014 DEPT <u>REQUESTED</u>	2014 <u>BUDGET</u>
INTERGOVERNMENTAL	56,106	53,685	51,000	51,000	51,000
TOTAL PROGRAM COST	\$56,106	\$53,685	\$51,000	\$51,000	\$51,000

MARINE LAW ENFORCEMENT REVENUES



Strategic Outcomes

Indicator	2009 Actual	2010 Actual	2011 Actual	2012 Actual	2013 Target	2014 Target
Percent of respondents who say they feel very or somewhat safe from violent crime	50%	ND	46%	No Submission	No Submission	

Other Key Indicators

<u>Indicator</u>	<u>2009 Actual</u>	<u>2010 Actual</u>	<u>2011 Actual</u>	<u>2012 Actual</u>	<u>2013 Target</u>	<u>2014 Target</u>
Field Contacts	244	554	863	1,000	No Submission	
Citations	24	67	67	25	No Submission	
Boater and ORV Safety Students	1,183	531	449	500	No Submission	
Crashes Investigated	0	4	3	0	No Submission	
Seasonal Deputies	7	4	4	4	No Submission	
Hours	912	1,652	1,595	1,800	No Submission	
Field Contacts per Deputy	35	138	215	250	No Submission	
Citation per Deputy	3	16	16	6	No Submission	
Boater and ORV Safety Students per Deputy	169	132	114	125	No Submission	
Crashes Investigated per Deputy	0.00	1	1.3	0	No Submission	
Fatal or Serious Injury Boating Crashes	2 <small>As of 6-30-09</small>	2	2	0	No Submission	

Emergency Dispatch

Activities

The 911 Communication Center provides round-the-clock answering of 9-1-1- calls for fire, police and medical services for the citizens of Jackson County. The center is also responsible for dispatching the appropriate public safety agencies to respond to these calls for service. The 911 Communications Center services the 160,000 residents of Jackson County by coordinating the response of 40 public safety agencies.

Strategic Plan Impact

✓ Safe Community

The dispatch center is the central facility within the county for helping to ensure a safe community. All calls for emergency within the county, either for police or fire/rescue services, are received or handled in the dispatch center. Not only do the members of the dispatch center work to ensure police and first responders' safety, they are also working 24 hours a day to ensure the safety of community members. The 911 communications center services the residents of Jackson County by coordinating the responses of 47 public safety agencies.

✓ Healthy Community

The 911 dispatch center has a direct link to the community in which it serves, its primary goal is to quickly and effectively dispatch emergency assets to citizens in need. One of the dispatch centers main objectives is to help to ensure a healthy & safe community. Efficient and effective dispatching of public safety resources (police, fire and rescue) can only effectively happen with a technologically equipped 911 center. The safety and welfare of this community are met by the 911 dispatch center. The public safety mission of this community could not be met without this communication center. This center is the first point of contact for citizens in need, crisis or during a emergency.

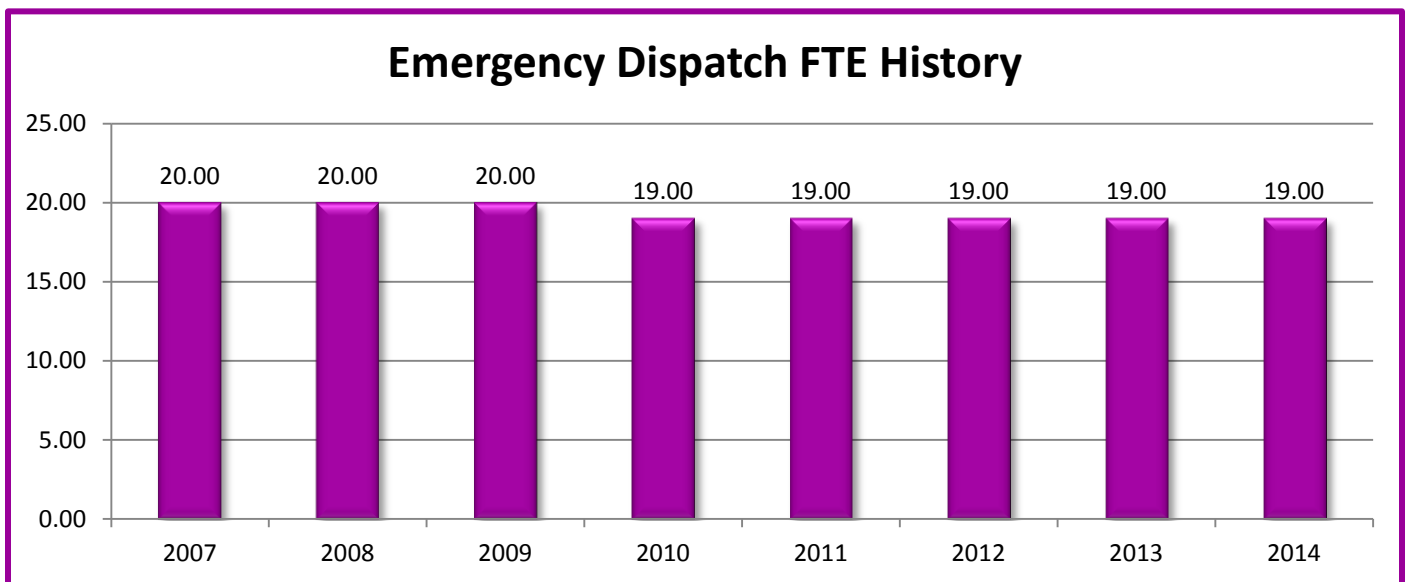
Accomplishments

- ✓ Jackson County Central Dispatch has dispatched nearly 150,000 calls for police, fire, or rescue services in 2011.
- ✓ Communications Technicians have entered over 560 Protection Orders for the Circuit Court in the state wide LEIN system.

Sheriff's Department

- ✓ Jackson Central Dispatch continues to work with the Jackson County Road Commission very closely to address road closures, blockages or other hazardous road conditions quickly and efficiently.
- ✓ The dispatch center utilized 232 hours of training in 2011. Training with dispatch employees is vital as it helps to ensure we maintain a highly specialized and well trained staff who can effectively serve the citizens of Jackson County.
- ✓ Communications Technicians fully utilize the Jackson County GIS map, which has been fully integrated with the New World System's CAD software
- ✓ Communications Technicians work closely with the GIS department to correct addressing and road name problems throughout the county.
- ✓ Jackson County Public Safety Communications system was enhanced through the addition of a communications tower in cooperation with JCRC of the property of the Clark Lake Garage.
- ✓ Jackson County Emergency Dispatch continues to work aggressively to meet the mandated 2013 Federal Communications Commission narrowing banding requirement.

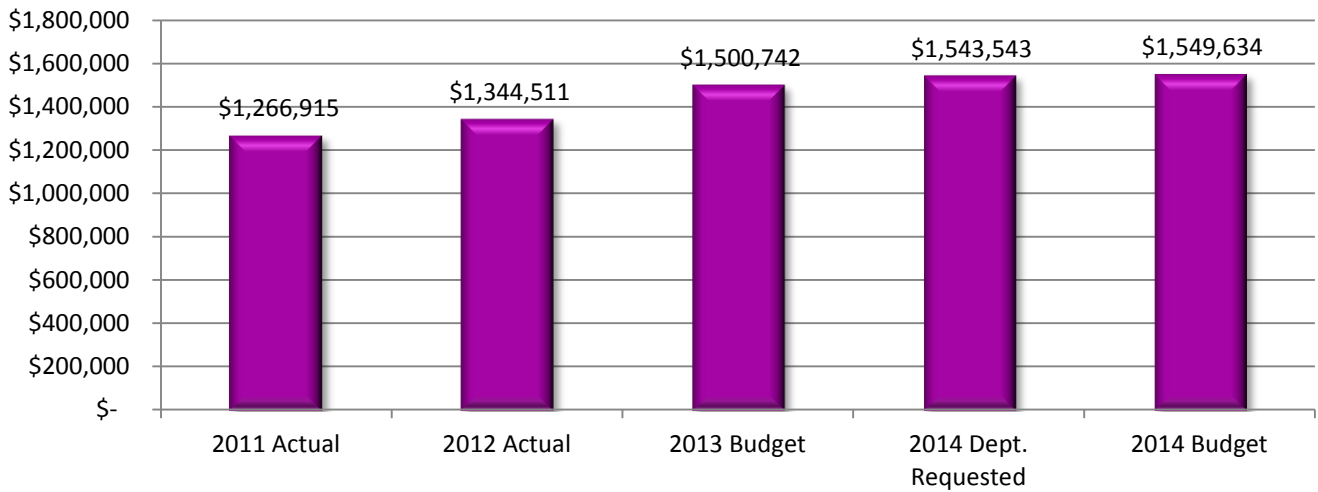
Budget Adjustments



Expenditure History

	2011 <u>ACTUAL</u>	2012 <u>ACTUAL</u>	2013 <u>BUDGET</u>	2014 DEPT <u>REQUESTED</u>	2014 <u>BUDGET</u>
PERSONNEL SERVICES	1,142,895	1,204,705	1,366,472	1,409,273	1,415,364
SUPPLIES & MATERIALS	486	326	649	649	649
CONTRACT SERVICES	110,155	123,287	121,121	121,121	121,121
OTHER EXPENSES	13,379	16,193	12,500	12,500	12,500
TOTAL PROGRAM COST	\$1,266,915	\$1,344,511	\$1,500,742	\$1,543,543	\$1,549,634

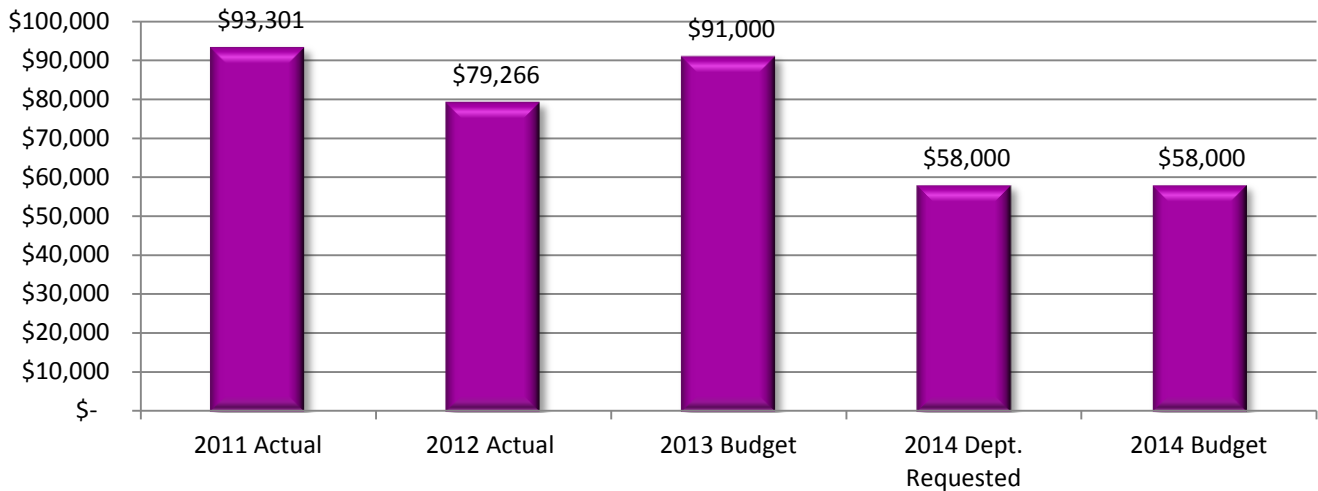
EMERGENCY DISPATCH



Revenue History

	2011 <u>ACTUAL</u>	2012 <u>ACTUAL</u>	2013 <u>BUDGET</u>	2014 DEPT <u>REQUESTED</u>	2014 <u>BUDGET</u>
CHARGES/FEES	55,301	58,066	55,000	58,000	58,000
INTERGOVERNMENTAL	35,600	21,200	36,000	-	-
OTHER REVENUE	2,400	-	-	-	-
TOTAL PROGRAM COST	\$93,301	\$79,266	\$91,000	\$58,000	\$58,000

EMERGENCY DISPATCH REVENUES



Strategic Outcomes

Indicator	2009 Actual	2010 Actual	2011 Actual	2012 Actual	2013 Target	2014 Target
Percent of respondents who say they feel very or somewhat safe from violent crime	50%	N/D	46%	N/D	No Submission	
Percent of respondents who say they feel very or somewhat safe in their neighborhood during the day.	92%	N/D	84%	94%	No Submission	
Percent of respondents who say they feel very or somewhat safe in their neighborhood after dark.	75%	N/D	67%	77%	No Submission	

Other Key Indicators

<u>Indicator</u>	<u>2009 Actual</u>	<u>2010 Actual</u>	<u>2011 Actual</u>	<u>2012 Actual</u>	<u>2013 Target</u>	<u>2014 Target</u>
Number of dispatched calls for Police	118,961	102,776	125,375	126,000	No Submission	
Number of dispatched calls for Fire	4,034	13,582	14,559	27,046	No Submission	
Number of dispatched calls for Rescue	23,409	9,107	9,429	9,930	No Submission	
Dispatchers	19.5	19.5	19.5	19.5	No Submission	
Police dispatches per dispatcher	6,100	5,270	6,429	6,461	No Submission	
Fire/Rescue dispatches per dispatcher	1,007	1,163	1,230	1896	No Submission	

County Jail

Activities

The Corrections Division provides for the secure custody and total physical care of offenders lodged in the Jackson County Jail. The department activities can be broken into three major categories: custodial care, physical care and physical plant.

Strategic Plan Impact

✓ **Safe Community**

The Jackson County Jail is the central housing facility for all arrestees within the county. The jail works to ensure the community in which it serves is protected from those people that are incarcerated. The jail also provides a safe environment during the stay for those community members that become incarcerated within the facility. The Jackson County Jail strives to maintain a good working relationship with local, state and federal agencies. There were no escapes or in-custody deaths within the jail.

✓ **Healthy Community**

The jail medical staff closely monitors the inmates to see they are receiving prompt and appropriate medical care. The jail staff also closely monitors the inmate medical billing and confers with the medical staff to make certain inmates are receiving needed care. The jail staff also works hand-in-hand with local mental health agencies to ensure inmates receive mental health care should it be needed. The staff works with the Mental Health Court to identify inmates that qualify and may be eligible for their program.

Accomplishments

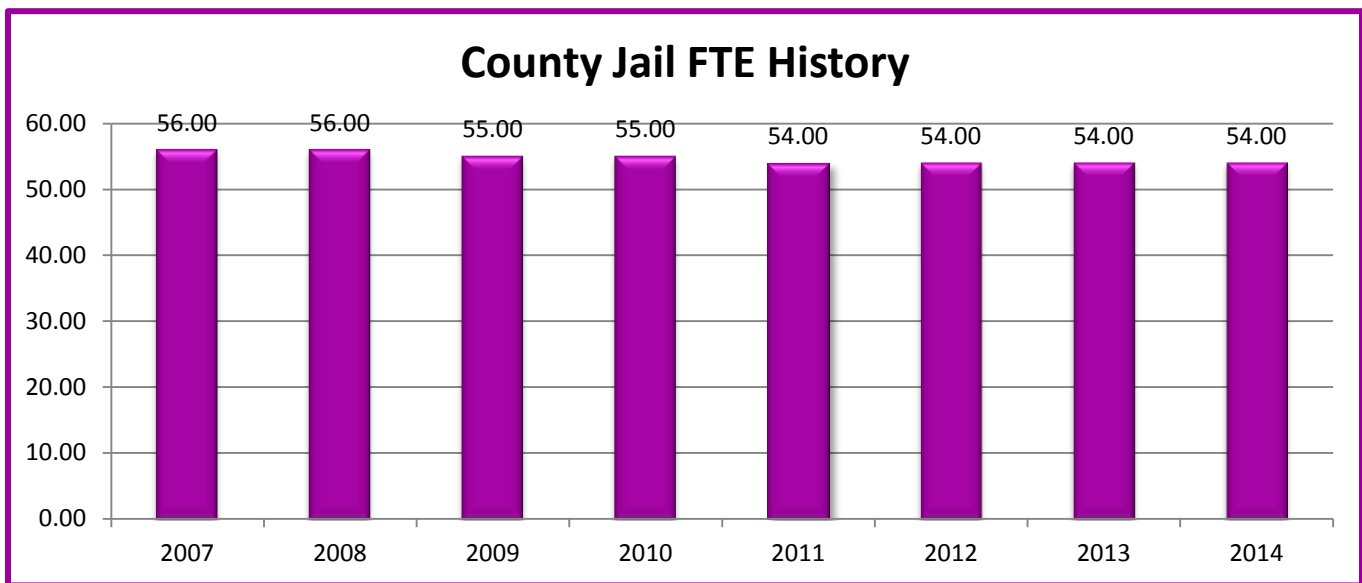
- ✓ 10th Year in a row of 100% compliance with the MDOC inspection.
- ✓ Started a new initiative with the Veteran's Administration to better serve this sector of the inmate population.
- ✓ Financial Kiosks and Easy Care Commissary System implemented to better serve the public.
- ✓ Booked over 10,779 inmates. (second time in history over 10,000)
- ✓ Through specialized use of housing of MDOC, and special MDOC inmates we generated over \$682,718 of revenue; and \$55,368.74 in Medical Cost Recovery

Sheriff's Department

- ✓ The Jail Policy and Procedures were updated to favorably reflect MDOC administrative rules for jail and lock-ups.
- ✓ Deputies received three times more training than what is required by the State of Michigan.

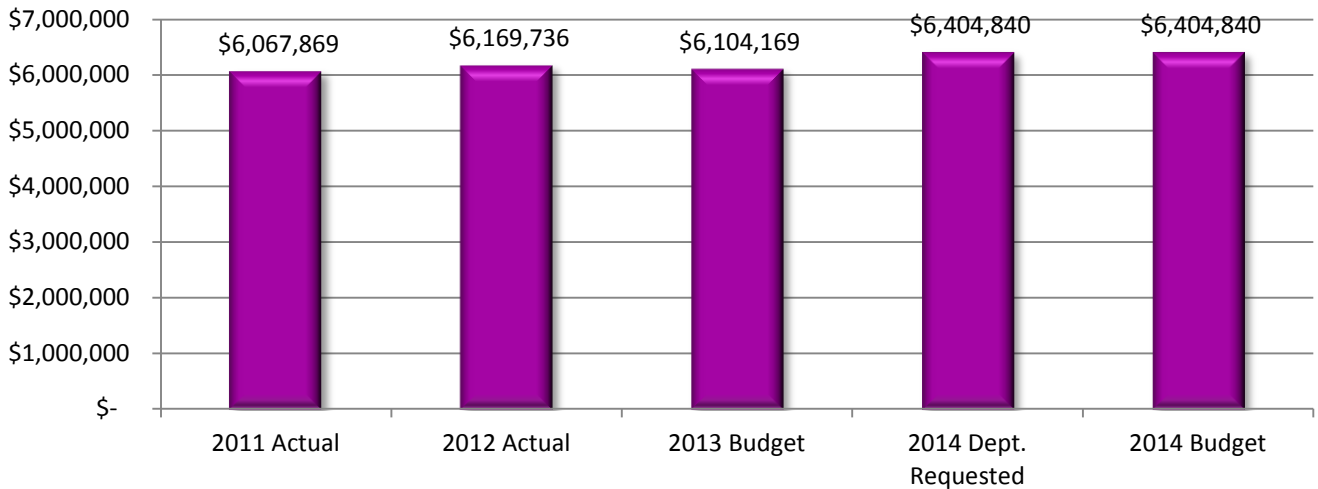
Budget Adjustments

There are no significant budget adjustments to this program.



Expenditure History					
	2011 <u>ACTUAL</u>	2012 <u>ACTUAL</u>	2013 <u>BUDGET</u>	2014 DEPT <u>REQUESTED</u>	2014 <u>BUDGET</u>
PERSONNEL SERVICES	4,250,316	4,377,601	4,319,880	4,588,375	4,588,375
SUPPLIES & MATERIALS	868,780	780,891	794,615	818,266	818,266
CONTRACT SERVICES	560,764	624,021	637,108	636,633	636,633
OTHER EXPENSES	388,009	387,223	352,566	361,566	361,566
TOTAL PROGRAM COST	\$6,067,869	\$6,169,736	\$6,104,169	\$6,404,840	\$6,404,840

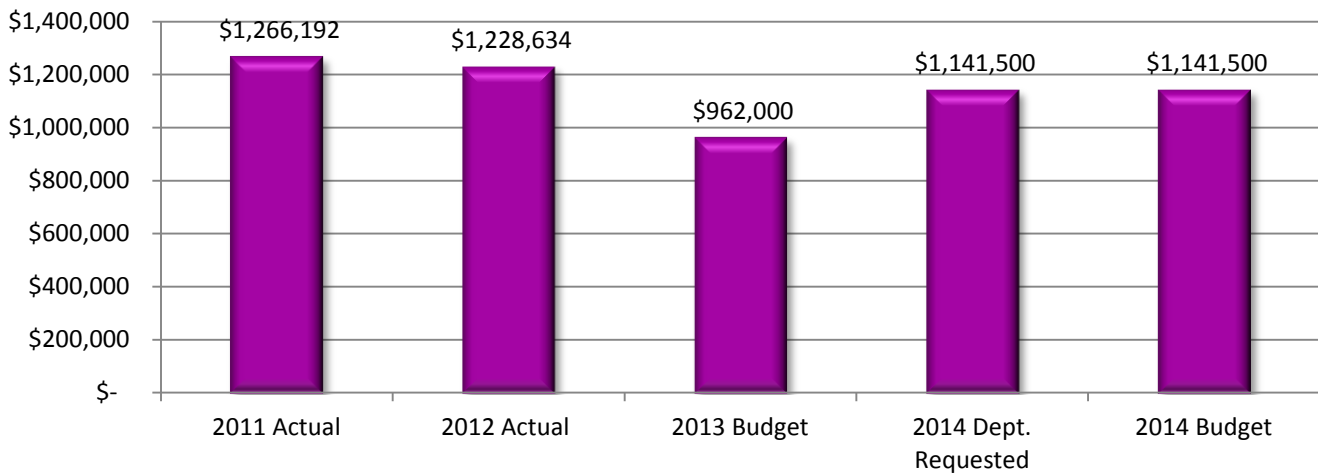
COUNTY JAIL EXPENDITURES



Revenue History

	2011 <u>ACTUAL</u>	2012 <u>ACTUAL</u>	2013 <u>BUDGET</u>	2014 DEPT <u>REQUESTED</u>	2014 <u>BUDGET</u>
CHARGES/FEES	1,044,858	954,029	720,000	895,000	895,000
FINES	8,505	12,253	11,000	11,000	11,000
OTHER	212,829	262,352	231,000	235,500	235,500
TOTAL PROGRAM COST	\$1,266,192	\$1,228,634	\$962,000	\$1,141,500	\$1,141,500

COUNTY JAIL REVENUES



Strategic Outcomes

<u>Indicator</u>	<u>2009 Actual</u>	<u>2010 Actual</u>	<u>2011 Actual</u>	<u>2012 Actual</u>	<u>2013 Target</u>	<u>2014 Target</u>
Percent of respondents who say they feel very or somewhat safe from violent crime	50%	N/D	47%	N/D	51%	
Percent of respondents who say they feel very or somewhat safe in their neighborhood during the day.	92%	N/D	84%	N/D	93%	
Percent of respondents who say they feel very or somewhat safe in their neighborhood after dark.	74%	N/D	67%	N/D	75%	

Other Key Indicators

<u>Indicator</u>	<u>2009 Actual</u>	<u>2010 Actual</u>	<u>2011 Actual</u>	<u>2012 Actual</u>	<u>2013 Target</u>	<u>2014 Target</u>
Bookings	9,543	10,230	10,779		10,620	
Releases	9,543	10,230	10,397		10,620	
Nurse Calls	9,898	9,689	14,006		12,352	
Meals Served	423,765	420,090	431,430		460,000	
Deputies	45	45	45		45	
Sergeants	6	6	6		6	
Average daily bookings	26.14	30.62	29.53		29	

Emergency Management

Activities

Emergency management is concerned with protecting the people and properties of Jackson County. The division continues to work with everyone in the public safety community to mitigate potential disasters and the effects of those disasters that strike.

Strategic Plan Impact

✓ Safe Community

It is the mission of the Jackson County Office of the Sheriff to work in partnership with the citizens of Jackson County toward providing a safe environment while enhancing quality of life consistent with the values and diversity of the community. We are committed to the enforcement of laws, the protection of life and property, while also respecting individual rights, human dignity, and community values. We will be recognized for our strong service orientation, progressive development of our departmental and human resources, and the application of emerging technologies.

The Emergency Management Division of the Jackson County Office of the Sheriff strives to increase public awareness of potential hazards and mitigation of such hazards. Working with the Department of Homeland Security and the Michigan State Police Emergency Management Division it is the goal of Emergency Management to make Jackson a safer community utilizing an all-hazards approach in dealing with potential disasters.

Accomplishments

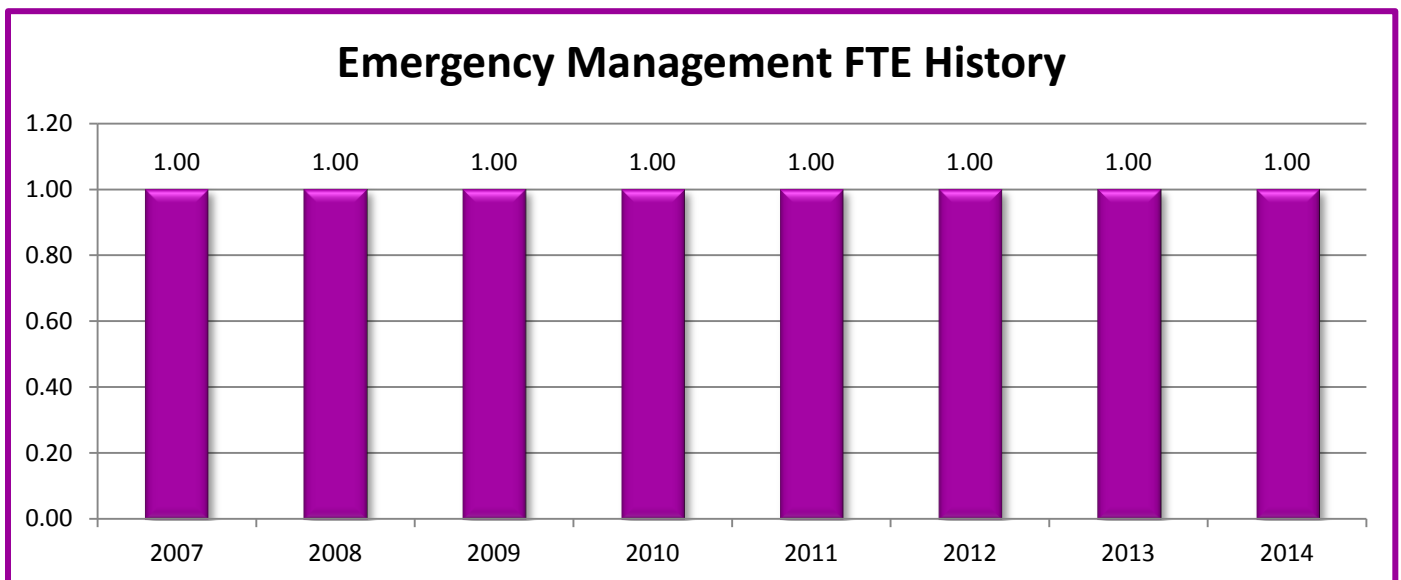
- ✓ The Jackson County Office of Emergency Management conducted a full scale exercise. The scenario involved a tornado touchdown on the campus of Spring Arbor University. The exercise tested search and rescue capabilities, air monitoring due to a hazardous materials spill, on scene damage assessment, and the ability to provide sheltering. The cooperative response and participation of over 100 first responders, damage assessors, American Red Cross personnel, and Spring Arbor University staff resulted in a successful event.
- ✓ Jackson County Office of Emergency Management also participated in a Region 1 functional communication exercise. This tested the capabilities of all Public Safety Answering Points in the region to contact each other by various means quickly.

Sheriff's Department

- ✓ Radio tower equipment was purchased with Homeland Security funds to enhance the public safety communications system. Hazmat equipment was purchased for the fire services in Jackson County to aid in the response to hazardous materials incidents. These purchases enhance Jackson County's ability to respond to emergency incidents within Jackson County.
- ✓ Funds were expended on Hazmat training and equipment for the fire service.
- ✓ Homeland Security Funds were also expended for the training of fire fighters with structural collapses. This will enhance the fire services response to structural disasters.
- ✓ The Jackson County Local Emergency Planning Committee (LEPC) worked with local businesses reviewing their Emergency Hazmat Response Plans.
- ✓ The Jackson County EAG has been reviewed and updated to reflect current changes in personnel and to ensure accuracy.

Budget Adjustments

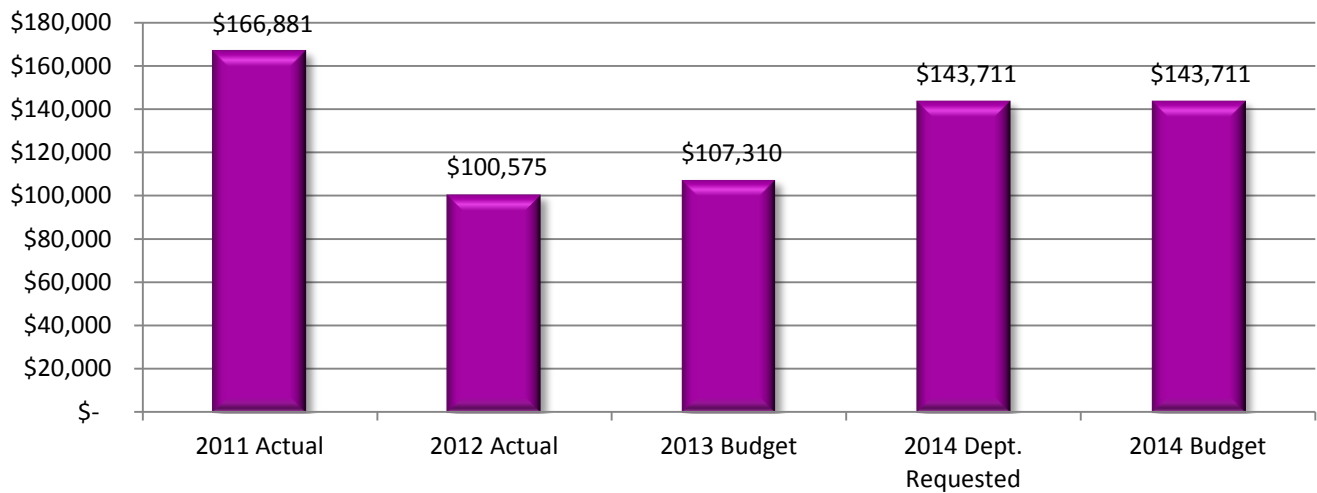
There are no significant adjustments to this program.



Expenditure History

	2011 <u>ACTUAL</u>	2012 <u>ACTUAL</u>	2013 <u>BUDGET</u>	2014 DEPT <u>REQUESTED</u>	2014 <u>BUDGET</u>
PERSONNEL SERVICES	88,941	21,993	26,951	120,687	120,687
SUPPLIES & MATERIALS	2,409	1,515	2,974	3,474	3,474
CONTRACT SERVICES	74,898	75,104	75,135	17,050	17,050
OTHER EXPENSES	633	1,963	2,250	2,500	2,500
TOTAL PROGRAM COST	\$166,881	\$100,575	\$107,310	\$143,711	\$143,711

EMERGENCY MANAGEMENT EXPENDITURES

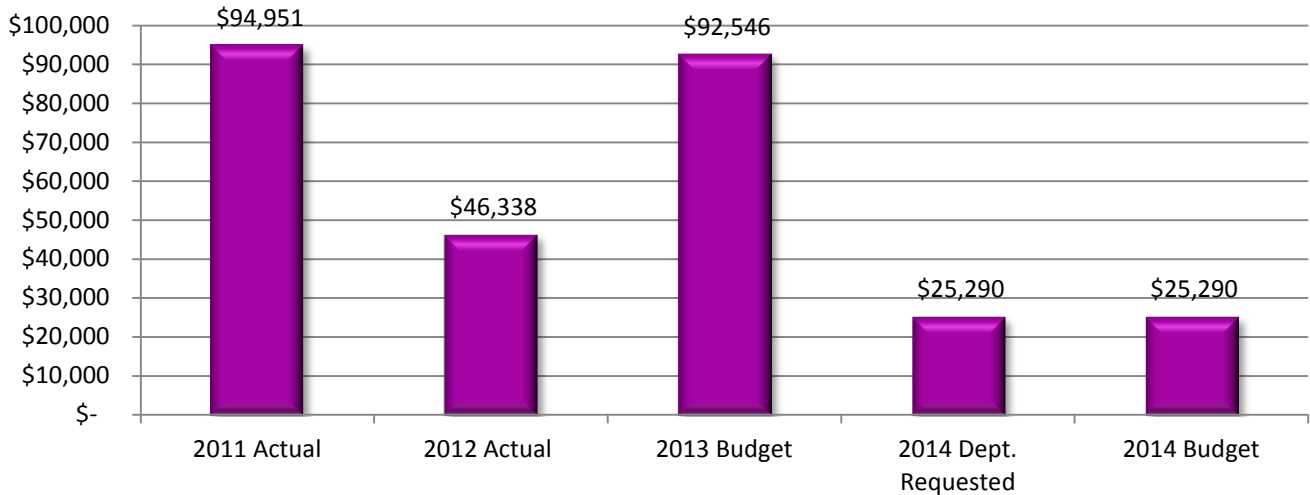


Revenue History

	2011 <u>ACTUAL</u>	2012 <u>ACTUAL</u>	2013 <u>BUDGET</u>	2014 DEPT <u>REQUESTED</u>	2014 <u>BUDGET</u>
CHARGES/FEES	62,239	20,138	67,256	-	-
INTERGOVERNMENTAL	32,712	26,200	25,290	25,290	25,290
TOTAL PROGRAM COST	\$94,951	\$46,338	\$92,546	\$25,290	\$25,290

Sheriff's Department

EMERGENCY MANAGEMENT REVENUES



Strategic Outcomes

Indicator	2009 Actual	2010 Actual	2011 Actual	2012 Actual	2013 Target	2014 Target
Maintain Jackson County Emergency Response Plan	7	8	7		8	
Create and Update Hazardous Material Response Plans	10	10	6		8	
Emergency Management Exercises	7	3	7		5	
Attend/Conduct Emergency Management Meetings related to Preparedness /Response /Recovery/Mitigation	37	36	35		35	

Other Key Indicators

<u>Indicator</u>	<u>2009 Actual</u>	<u>2010 Actual</u>	<u>2011 Actual</u>	<u>2012 Actual</u>	<u>2013 Target</u>	<u>2014 Target</u>
Equipment Purchased with Homeland Security Funds	1	1	1		1	
Grand Funded Training and Exercises	1	2	1		1	
Fulfilling Requirements for State Funding	1	1	1		1	
Personnel	1	1	1		1	
Homeland Security Grant Money	\$254,721	210,525	239,539		214,153	
Emergency Management Performance Grant (EMPG)	\$32,280	34,646	32,446		\$32,280	
Homeland Security Funds Secured and Spent by Personnel	\$254,721	210,525	2,125		TBD	
Emergency Management Performance Grant Funding Expended on Personnel.	\$32,280	34,646	32,446		\$32,280	

Truancy Grant

Activities

The Jackson County Sheriff's Department School Truancy/Liaison Program assigns deputies at eight (8) suburban school districts. These deputies are responsible for providing education and support services in the area of law enforcement, identifying students prone to acts of vandalism, violence and truancy. Deputies develop intervention strategies to address these problems.

Strategic Plan Impact

- ✓ **Safe Community**

Through initiatives such as the school liaison program the Office of the Sheriff continues to build rapport with students and staff in Jackson schools. This program also enables deputies to quickly respond to criminal and civil matters that occur within the schools while providing a visible law enforcement presence to curb any potential school violence.

- ✓ **Economic Development**

Through the efforts of the Sheriff to create a safe community in which to live, work and play we indirectly impact the ability of business to thrive. A safe community enjoys the benefits of increased economic development. Safe communities also draw residents from other locations who seek safe, quiet places to raise a family and safe schools to send their children.

- ✓ **Education**

As stated above, the feeling of safety lends itself to the enjoyment of all of Jackson County's parks, lakes and recreational opportunities. Residents who feel free from the fear of crime will undoubtedly spend more of their available leisure time enjoying the recreation and culture offered in Jackson County. This is also true in Jackson area schools that provide opportunities for both recreation and sporting events. For most rural communities the area high school is the epicenter for community activity.

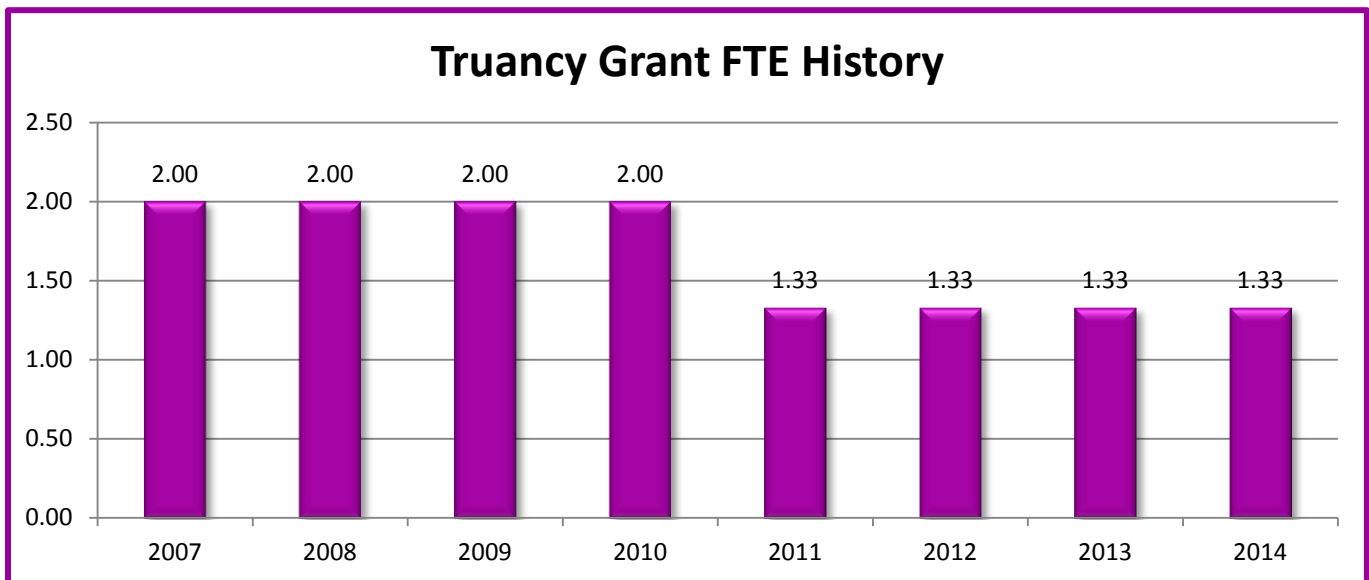
The feeling of safety in our schools lends itself to the enjoyment of all of Jackson County's school functions. Residents who feel free from the fear of crime will undoubtedly spend more of their available leisure time enjoying the recreation and sporting events offered in local schools. Many of the area schools that participate in the School Liaison Program have a particular extracurricular team or group that has substantial community support. The freedom to attend these events without fear of violence or exposure to other criminal risk is no doubt enhanced by this program.

Accomplishments

- ✓ The Jackson County Career Center added a third day to have a Liaison Deputy assigned to the school.
- ✓ Liaison Deputies are assisting in promoting the Michigan Sheriff's Association, Sheriffs Telling Our Parents and Promoting Educated Drivers (STOPPED). Deputies presented this program to teacher's parents and students.
- ✓ Liaison Deputies have been instrumental in reducing assaults, drug possession and use within the schools they are assigned.
- ✓ In September of 2011 a Liaison Deputy investigated a bomb threat that was called in to the school. Using student resources, the Deputy quickly identified a suspect and obtained a confession. The student was expelled from the school.

Budget Adjustments

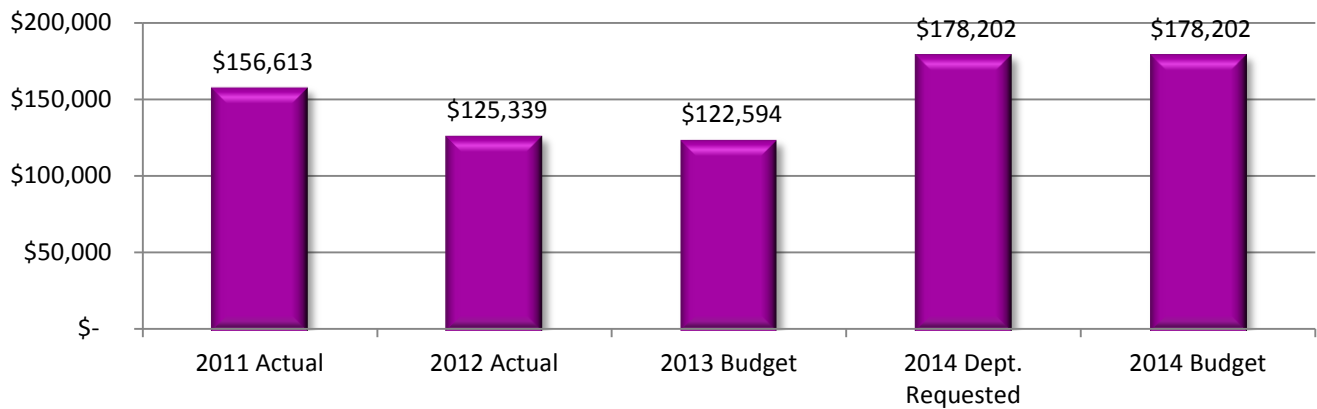
No significant budget changes to this program.



Expenditure History

	2011 <u>ACTUAL</u>	2012 <u>ACTUAL</u>	2013 <u>BUDGET</u>	2014 DEPT <u>REQUESTED</u>	2014 <u>BUDGET</u>
PERSONNEL SERVICES	151,463	120,732	117,121	172,729	172,729
SUPPLIES & MATERIALS	27	(500)	350	350	350
OTHER EXPENSES	5,123	5,107	5,123	5,123	5,123
TOTAL PROGRAM COST	\$156,613	\$125,339	\$122,594	\$178,202	\$178,202

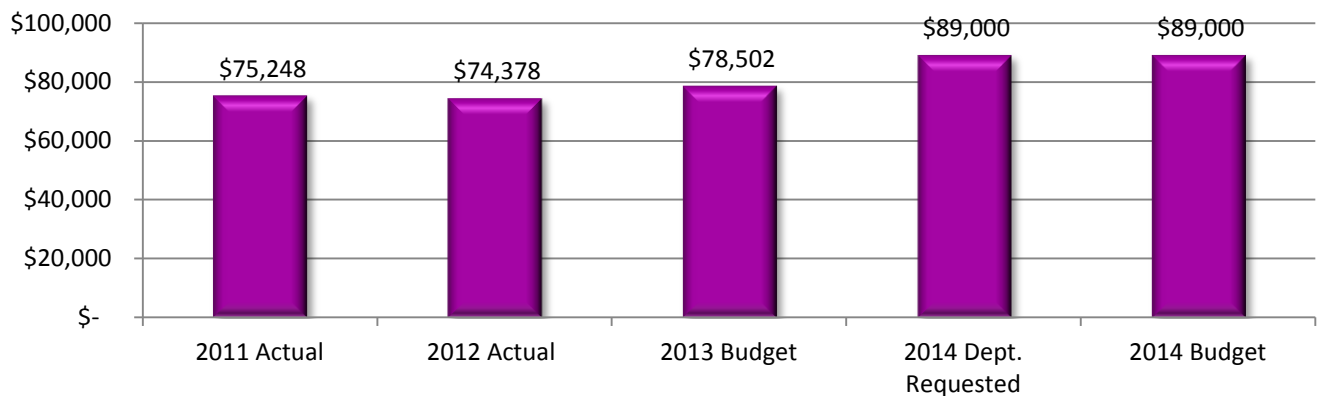
TRUANCY GRANT EXPENDITURES



Revenue History

	2011 <u>ACTUAL</u>	2012 <u>ACTUAL</u>	2013 <u>BUDGET</u>	2014 DEPT <u>REQUESTED</u>	2014 <u>BUDGET</u>
CHARGES/FEES	75,248	74,378	78,502	89,000	89,000
TOTAL PROGRAM COST	\$75,248	\$74,378	\$78,502	\$89,000	\$89,000

TRUANCY GRANT REVENUES



Strategic Outcomes

<u>Indicator</u>	<u>2009 Actual</u>	<u>2010 Actual</u>	<u>2011 Actual</u>	<u>2012 Actual</u>	<u>2013 Target</u>	<u>2014 Target</u>
Incidents of School Violence	**	14	18		17	
**Began tracking in 2010. Performance measures to follow.						

Other Key Indicators

<u>Indicator</u>	<u>2009 Actual</u>	<u>2010 Actual</u>	<u>2011 Actual</u>	<u>2012 Actual</u>	<u>2013 Target</u>	<u>2014 Target</u>
Student Contacts	N/A	5,300	5,400		5,150	
Complaints Handled (both formal and informal)	N/A	103	81		85	
Deputies Assigned to School Liaison Program	2.2	2.2	2		2	
Student Contacts per Deputy	N/A	N/A	2,700		2,575	
Number of Reportable School Violence Incidents	N/A	9	12		11	
**Began tracking in 2010. Performance measures to follow.						

Animal Control

Activities

Animal Control Officers enforce animal laws and ordinances. Shelter lost, unwanted and neglected/abused animals pending court. Investigate incidents of animal abuse and neglect along with vicious animals.

Strategic Plan Impact

✓ **Safe Community**

Animal Control Officers enforce the State Dog Law of 1919 and County protection ordinances. The Jackson County Animal Control handles problems like: A vicious dog, cruelty to animals, injured domestic animals, pick up of confined stray domestic animals, investigations of livestock killed by animals, animal bite checks, animals attacking animals, dogs/livestock running loose, pickup of dead domestic animals, pickup of dead animals from veterinarians, checks for current rabies vaccinations and issuance of pet licenses, inspections and issuance of kennel licenses.

Animal Control Officers work hand in hand with over 40 local, State and Federal agencies on both a scheduled and as-needed basis to ensure the proper safety, security and handling of all animal control related issues that cross over governmental boundaries. Their interaction with these agencies brings the Office of the Sheriff and the County of Jackson into a key relationship with community shareholders and provides for a shared resource for all.

✓ **Healthy Community**

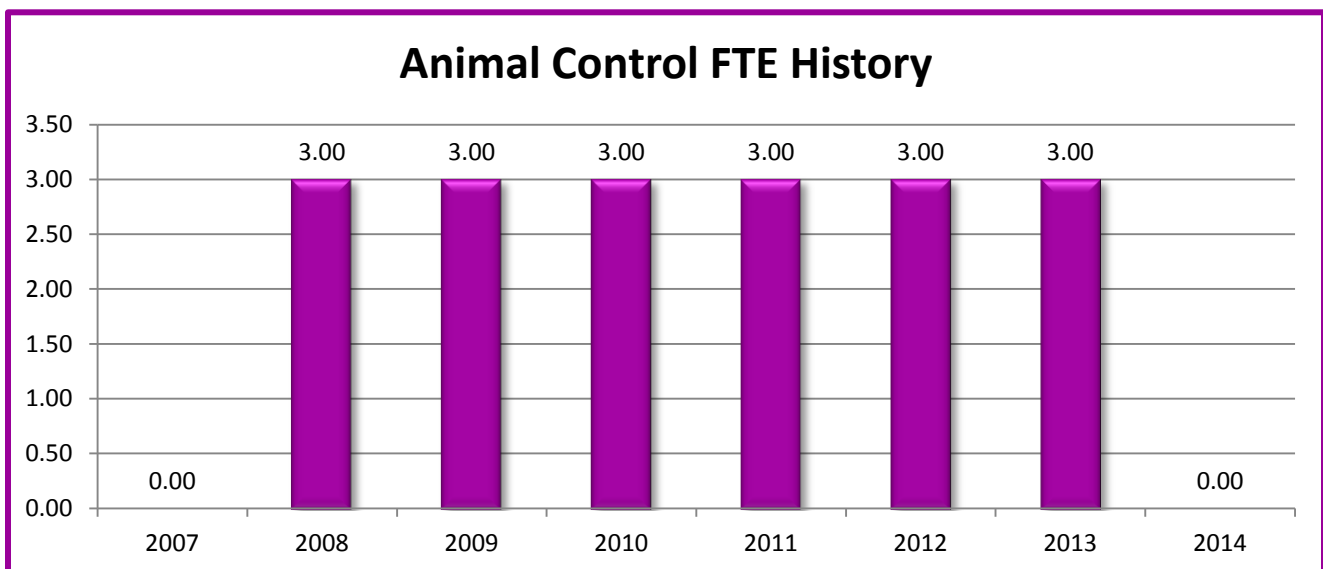
The Jackson County Animal Control Officers serve the community of Jackson by handling all calls and reports for cases of suspected neglect and abuse of animals, as well as taking the primary role in addressing rabies concerns when an animal bites a human or other animal. They participate in the euthanasia of unwanted or sick animals, conduct dog bite prevention, caring for your pet, and spaying and neutering your pet training, and respond to areas to ensure the proper disposal of animals of all sizes to prevent the growth and/or spread of diseases.

Accomplishments

- ✓ Continued efforts to utilize training funds to achieve a highly trained and effective staff through attendance to specialized live animal training events, large animal training events, and The Michigan Association of Animal Control Officer Conferences.
- ✓ Jackson County Animal Control Officer exceed all State mandated training requirements.
- ✓ Jackson County Animal Control Officers continue to receive professional training from Sheriff's Office trainers in use of force, de-escalation of combative/uncooperative subjects and deadly force encounters.
- ✓ Jackson County Animal Control Officers have had their schedules adjusted to better meet the call volume and external agency need.
- ✓ Animal Control Officers had computers installed in vehicles and now complete their reports electronically similar to road patrol.
- ✓ In car cameras, video and audio were installed in ACO's vehicles to capture incidents involving aggressive dogs, protect ACO's and to shield the county from liability.

Budget Adjustments

The 2014 Proposed Budget eliminates Animal Control as a separate program. Emergency issues with animals will continue to be responded to by law enforcement agencies.

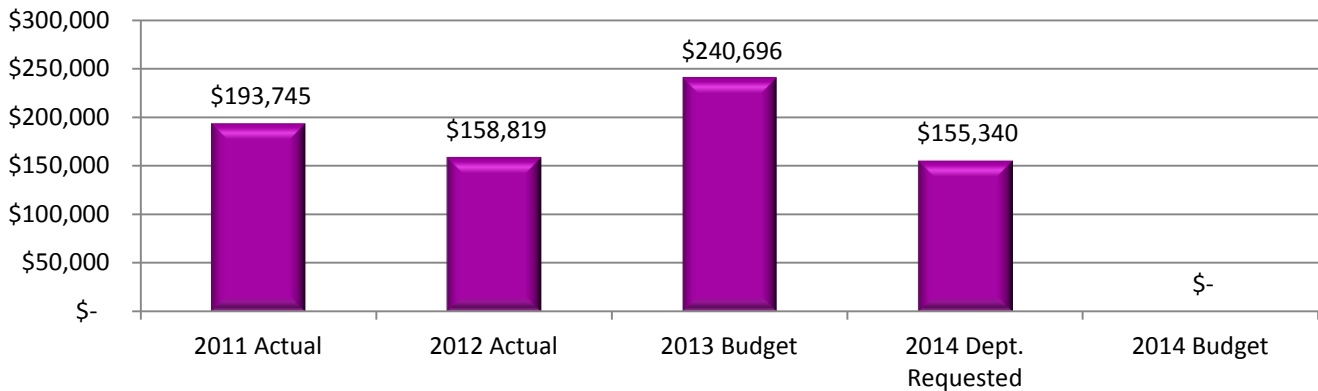


Sheriff's Department

Expenditure History

	2011 <u>ACTUAL</u>	2012 <u>ACTUAL</u>	2013 <u>BUDGET</u>	2014 DEPT <u>REQUESTED</u>	2014 <u>BUDGET</u>
PERSONNEL SERVICES	177,505	137,790	219,867	151,340 -	-
SUPPLIES & MATERIALS	2,371	6,431	5,200	4,000 -	-
CONTRACT SERVICES	406	413	500 -	-	-
OTHER EXPENSES	13,463	14,185	15,129 -	-	-
TOTAL PROGRAM COST	\$193,745	\$158,819	\$240,696	\$155,340	\$0

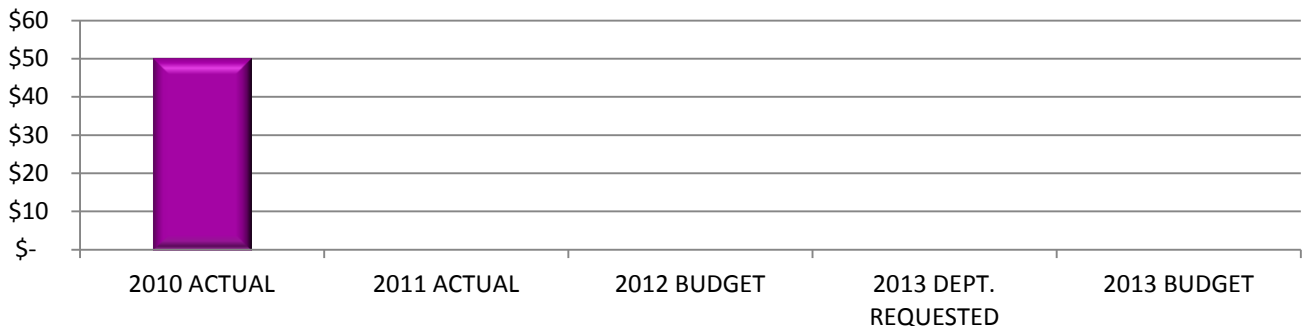
ANIMAL CONTROL



Revenue History

	2011 <u>ACTUAL</u>	2012 <u>ACTUAL</u>	2013 <u>BUDGET</u>	2014 DEPT <u>REQUESTED</u>	2014 <u>BUDGET</u>
OTHER REVENUE	50	-	-	-	-
TOTAL PROGRAM COST	50	\$0	\$0	\$0	\$0

Animal Control Revenues



Strategic Outcomes

<u>Indicator</u>	<u>2009 Actual</u>	<u>2010 Actual</u>	<u>2011 Actual</u>	<u>2012 Actual</u>	<u>2013 Target</u>	<u>2014 Target</u>
Percent of respondents who say they feel very or somewhat safe from violent crime	50%	50%	No Submission	46%	No Submission	
Percent of respondents who say they feel very or somewhat safe in their neighborhood during the day.	92%	92%	No Submission	84%	No Submission	
Percent of respondents who say they feel very or somewhat safe in their neighborhood after dark.	74%	74%	No Submission	67%	No Submission	

Other Key Indicators

<u>Indicator</u>	<u>2009 Actual</u>	<u>2010 Actual</u>	<u>2011 Actual</u>	<u>2012 Actual</u>	<u>2013 Target</u>	<u>2014 Target</u>
Number of dispatched calls for Service	2,430	2748	2,403		No Submission	
Number of open reports at year end	9	10	5		No Submission	