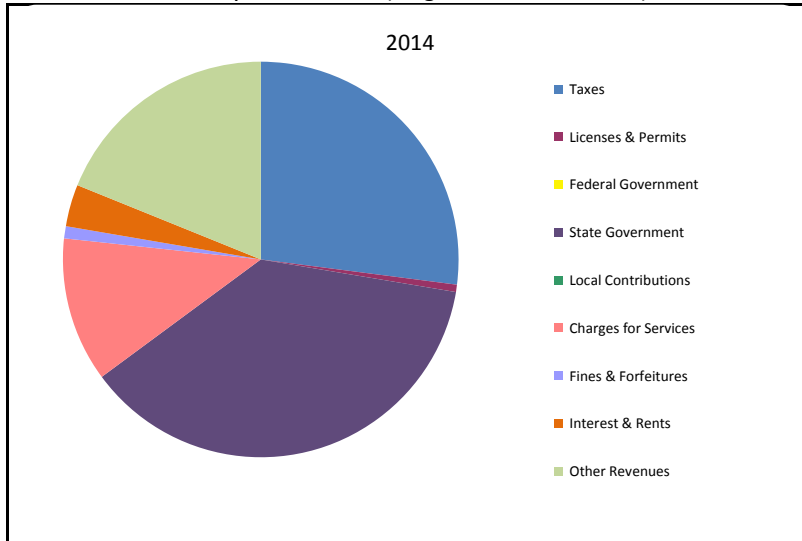


CITIZENS' GUIDE TO LOCAL UNIT FINANCES - Jackson County - Jackson

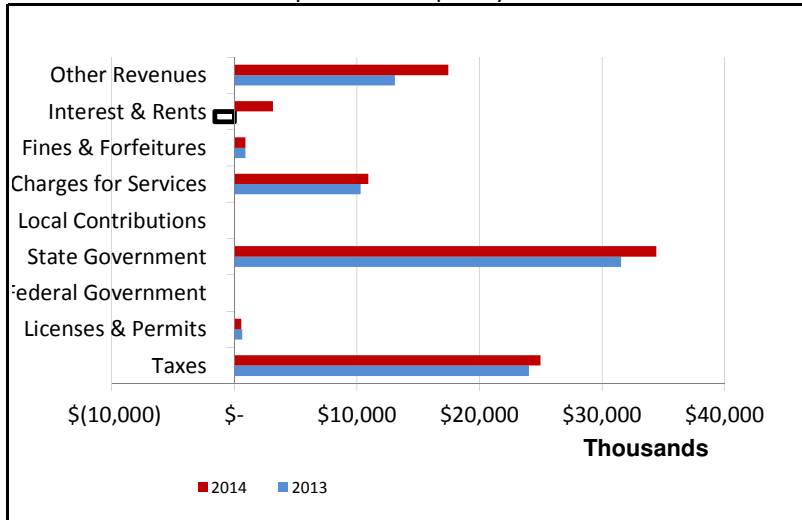
1. Where our money comes from (all governmental funds)



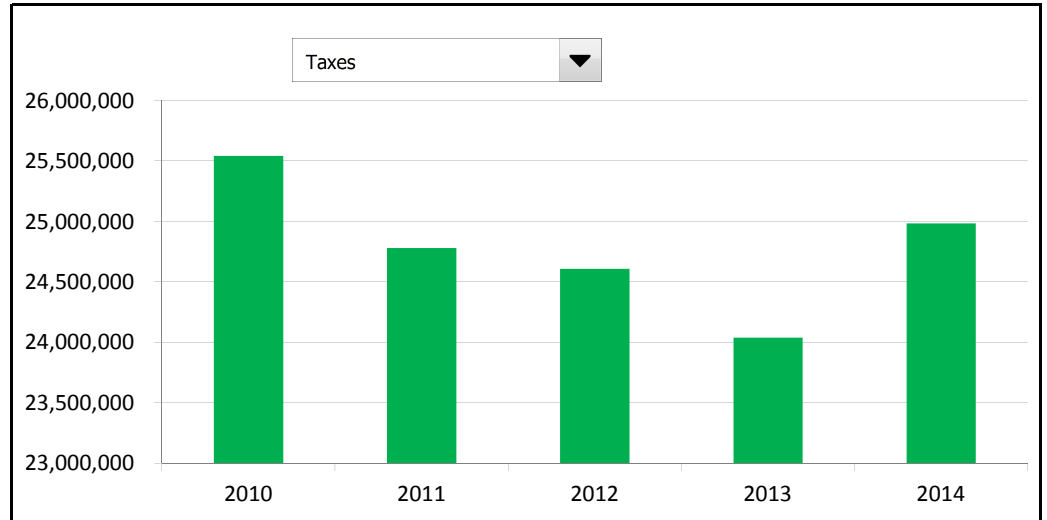
2. Compared to the prior year

	2013	2014	Change
Taxes	\$ 24,038,899	\$ 24,982,710	3.93%
Licenses & Permits	\$ 629,992	\$ 553,195	-12.19%
Federal Government	\$ -	\$ -	N/A
State Government	\$ 31,565,444	\$ 34,424,635	9.06%
Local Contributions	\$ -	\$ -	N/A
Charges for Services	\$ 10,304,110	\$ 10,937,860	6.15%
Fines & Forfeitures	\$ 894,326	\$ 913,977	2.20%
Interest & Rents	\$ (1,581,918)	\$ 3,158,830	-299.68%
Other Revenues	\$ 13,102,893	\$ 17,452,678	33.20%
Total Revenues	\$ 78,953,746	\$ 92,423,885	17.06%

3. Revenue sources - compared to the prior year



4. Historical trends of individual sources

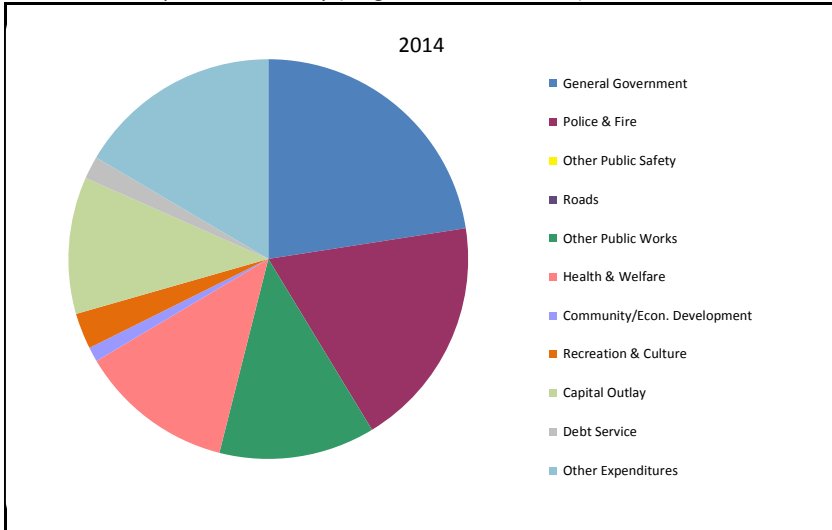


Commentary:

For more information on our unit's finances, contact [\[redacted\]](#) at [\[redacted\]](#).

CITIZENS' GUIDE TO LOCAL UNIT FINANCES - Jackson County - Jackson

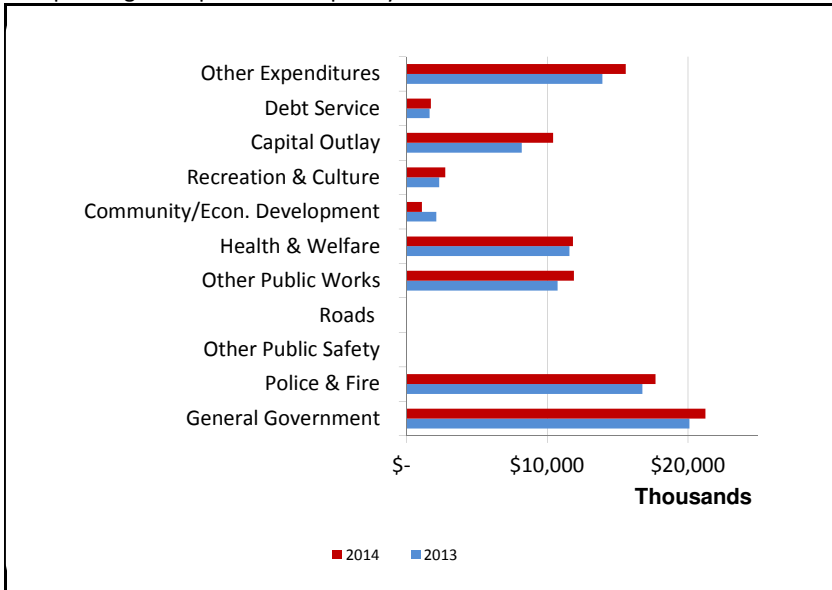
1. Where we spend our money (all governmental funds)



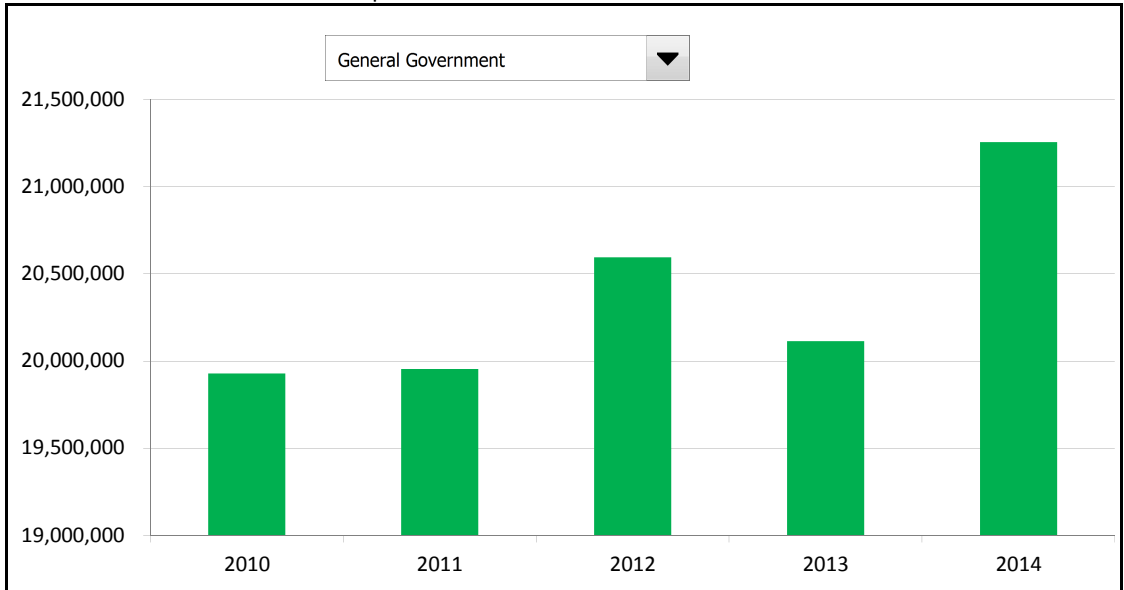
2. Compared to the prior year

	2013	2014	Change
General Government	\$ 20,114,062	\$ 21,255,782	5.68%
Police & Fire	\$ 16,763,410	\$ 17,703,355	5.61%
Other Public Safety	\$ -	\$ -	N/A
Roads	\$ -	\$ -	N/A
Other Public Works	\$ 10,743,885	\$ 11,891,655	10.68%
Health & Welfare	\$ 11,589,346	\$ 11,842,417	2.18%
Community/Econ. Development	\$ 2,125,453	\$ 1,098,819	-48.30%
Recreation & Culture	\$ 2,330,478	\$ 2,757,639	18.33%
Capital Outlay	\$ 8,189,363	\$ 10,425,090	27.30%
Debt Service	\$ 1,652,315	\$ 1,730,585	4.74%
Other Expenditures	\$ 13,936,125	\$ 15,581,640	11.81%
Total Expenditures	\$ 87,444,437	\$ 94,286,982	7.83%

3. Spending - compared to the prior year



4. Historical trends of individual departments:

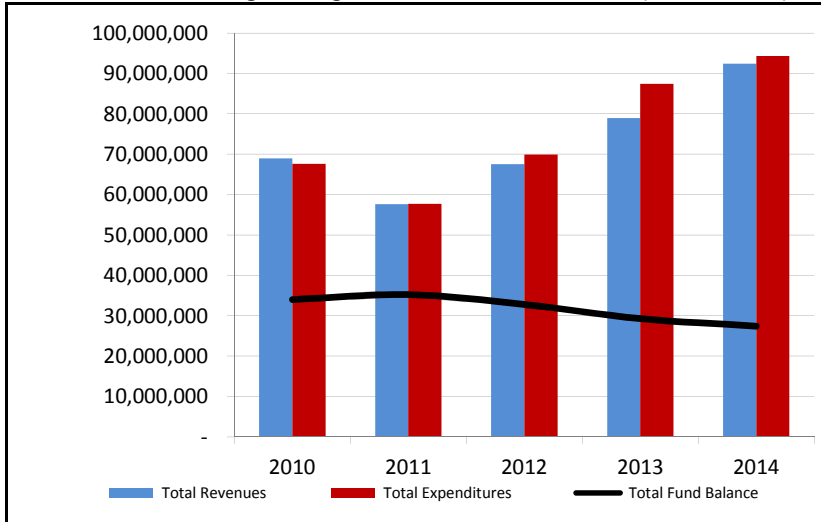


Commentary:

For more information on our unit's finances, contact at .

CITIZENS' GUIDE TO LOCAL UNIT FINANCES - Jackson County - Jackson

1. How have we managed our governmental fund resources (fund balance)

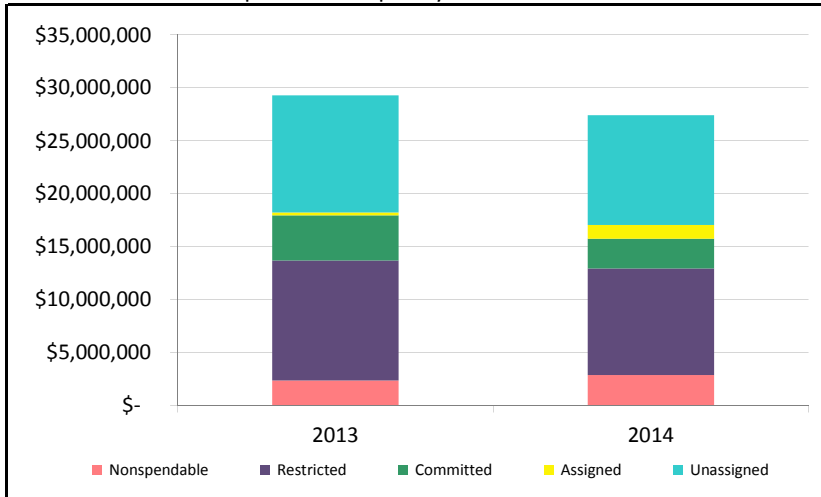


2. Compared to the prior year

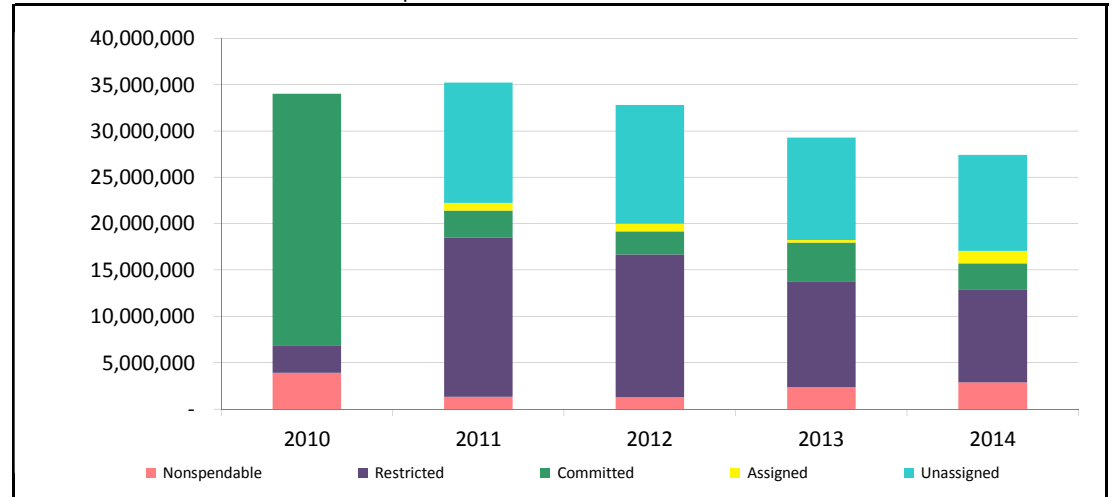
	2013	2014	Change
Revenues	\$ 78,953,746	\$ 92,423,885	17.06%
Expenditures	\$ 87,444,437	\$ 94,286,982	7.83%
Surplus (Shortfall)	\$ (8,490,691)	\$ (1,863,097)	-78.06%

Fund balance, by component:	2013	2014	Change
Nonspendable	\$ 2,353,783	\$ 2,888,725	22.73%
Restricted	\$ 11,347,738	\$ 10,037,650	-11.54%
Committed	\$ 4,255,463	\$ 2,800,999	-34.18%
Assigned	\$ 263,369	\$ 1,320,167	401.26%
Unassigned	\$ 11,055,848	\$ 10,365,563	-6.24%
Total Fund Balance	\$ 29,276,201	\$ 27,413,104	-6.36%

3. Fund balance - compared to the prior year



4. Historical trends of individual components

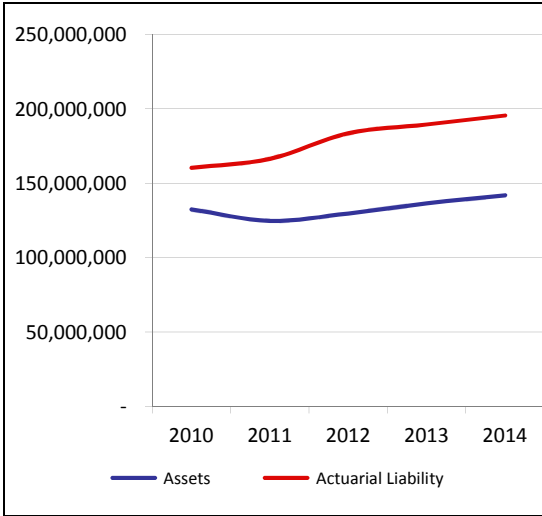


Commentary:

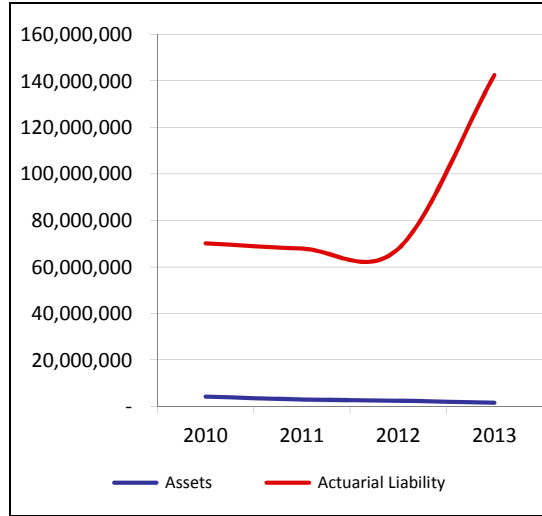
For more information on our unit's finances, contact at .

CITIZENS' GUIDE TO LOCAL UNIT FINANCES - Jackson County - Jackson

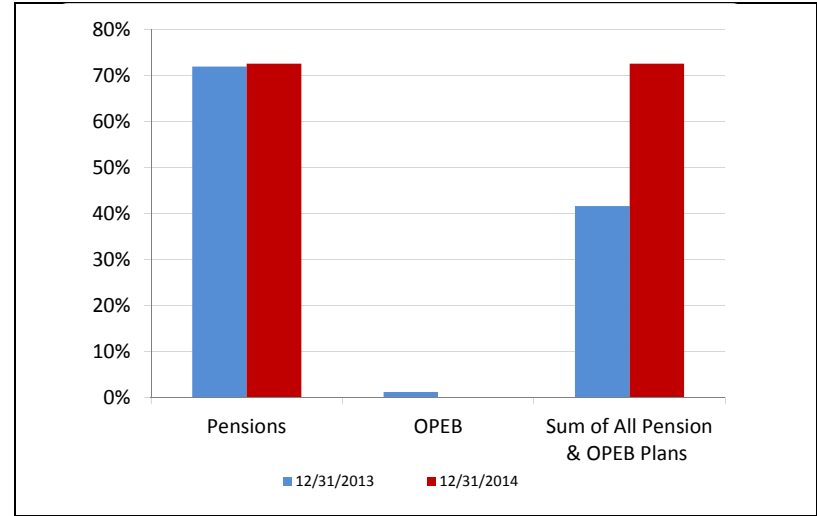
1. Pension funding status



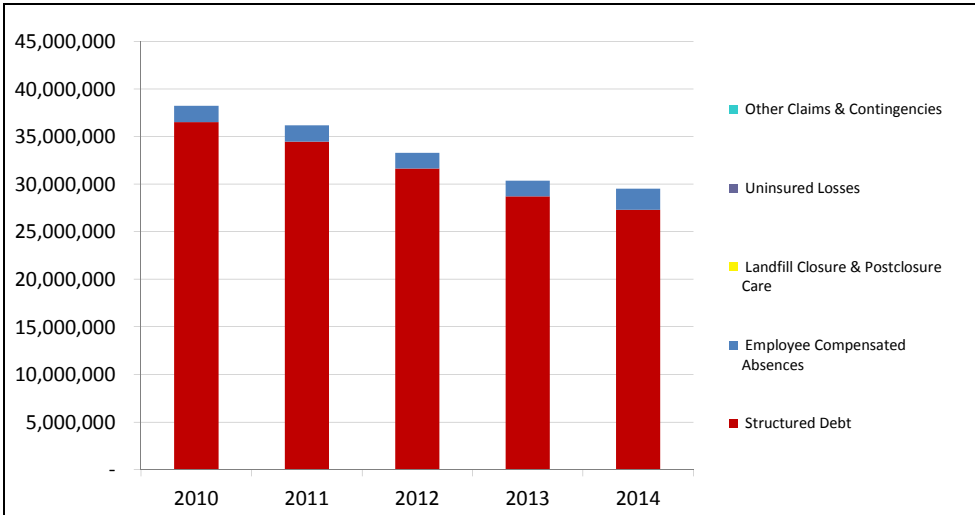
2. Retiree Health care funding status



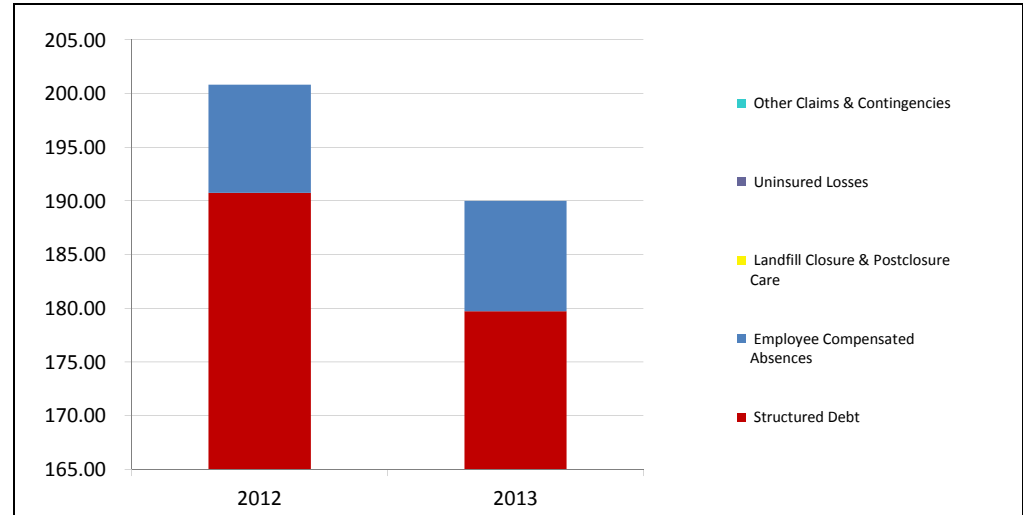
3. Percent funded - compared to the prior year



4. Long Term Debt obligations:



5. Debt & other long term obligations per capita - compared to the prior year



Commentary:

For more information on our unit's finances, contact at .