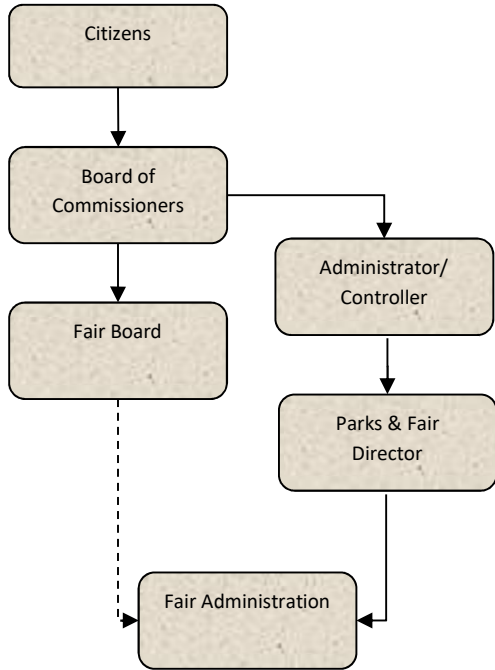


Fair



Activities

Fair staff the Premium Book; negotiate all contracts with entertainment, merchants, vendors and lessees; sell grandstand tickets and sponsorships; and conduct all business related to the production, promotion and maintenance of the fair and the fairgrounds. Their goal is to maintain high visibility at state and national levels for the Jackson County Fair and to remain self-sustaining.

Mission Statement

The purpose of the Jackson County Fair is to provide an educational, entertaining event for people of all ages, nationalities and beliefs within a clean and beautiful setting.



Activities

Strategic Plan Impact

- ✓ **Recreational & Cultural Opportunities**
The Fair provides the largest county cultural gathering of any single week of the year.
- ✓ **Economic Development**
The activities of the County Fair and the Fairgrounds encourage economic development via special events, entertainment, and tourism.

Accomplishments

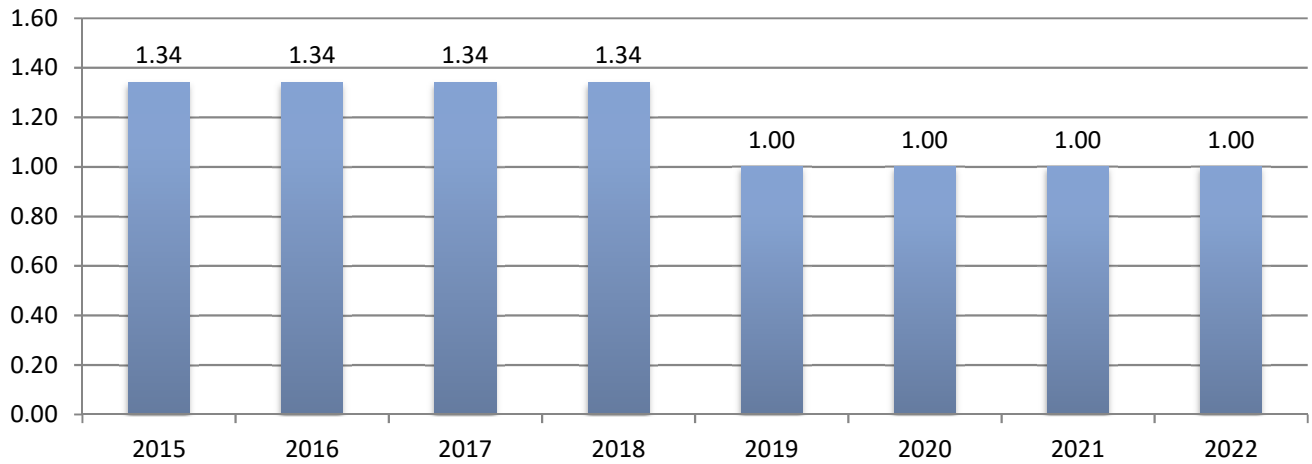
- ✓ Participation in the Jackson County Fair was very good in 2019. Attendance totaled 180,000 .
- ✓ 2019 brought many changes to the infrastructure and allowed the fair to relocate the carnival midway and our food vendors to a new location.
- ✓ With the support of a grant from the Department of Agriculture a permanent ADA Ramp was erected at the south end of the Grandstand.
- ✓ Year-round programming continues to improve and be a focus for the Fair Board to bring new and interesting exhibits to the fair.
- ✓ The 2020 Fair was cancelled due to COVID-19.

Budget Adjustments

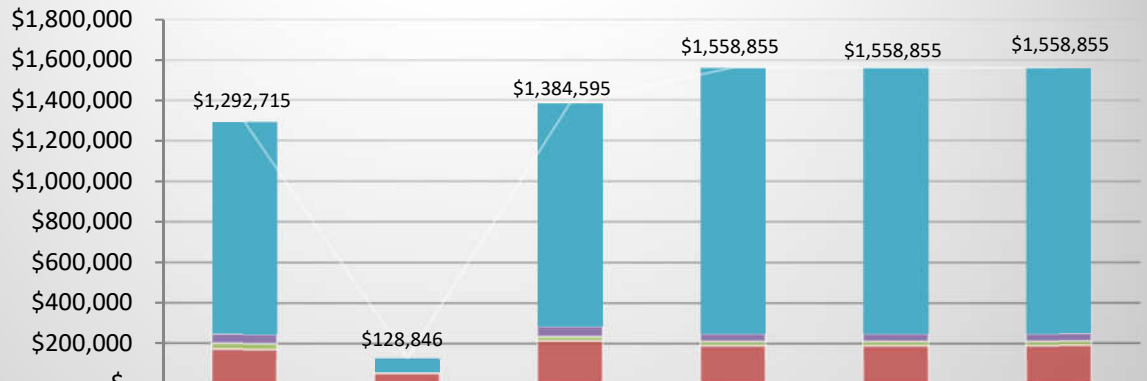
The Fair continues to utilize volunteer staff to achieve success and profitability. Supervision of the Fairgrounds was moved to the Parks Director.

Fair

Fair FTE History



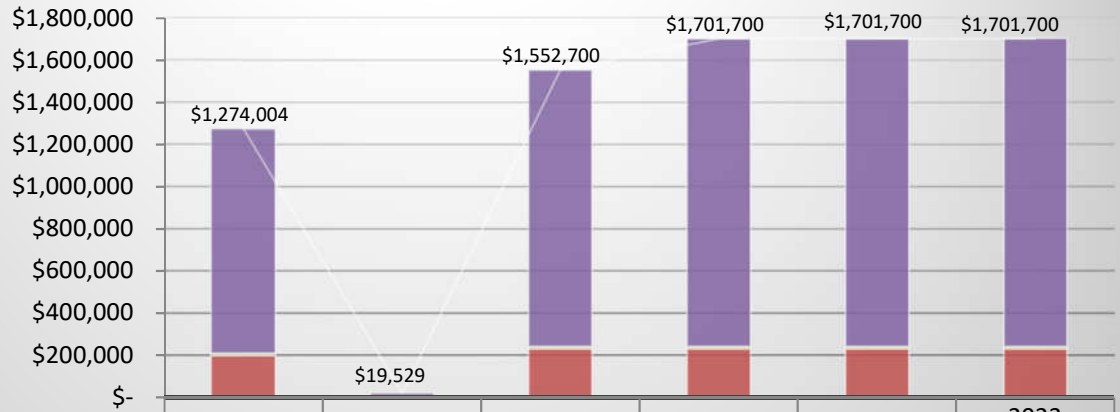
Fair Expenditures



	2019 ACTUAL	2020 ACTUAL	2021 BUDGET	2022 DEPT REQUESTED	2022 BUDGET	2023 DRAFT BUDGET
OTHER EXPENSES	\$1,046,358	\$73,734	\$1,098,500	\$1,309,000	\$1,309,000	\$1,309,000
CONTRACT SERVICES	\$46,050	\$250	\$50,700	\$38,700	\$38,700	\$38,700
SUPPLIES & MATERIALS	\$28,037	\$2,785	\$21,000	\$20,500	\$20,500	\$20,500
PERSONNEL SERVICES	\$172,270	\$52,077	\$214,395	\$190,655	\$190,655	\$190,655
TOTAL PROGRAM COSTS	\$1,292,715	\$128,846	\$1,384,595	\$1,558,855	\$1,558,855	\$1,558,855

Fair

Fair Revenues



	2019 ACTUAL	2020 ACTUAL	2021 BUDGET	2022 DEPT REQUESTED	2022 BUDGET	2023 DRAFT BUDGET
OTHER	\$1,064,059	\$19,529	\$1,311,400	\$1,460,400	\$1,460,400	\$1,460,400
INTEREST & RENTALS	\$10,832	\$-	\$10,300	\$10,300	\$10,300	\$10,300
CHARGES/FEES	\$199,113	\$-	\$231,000	\$231,000	\$231,000	\$231,000
TOTAL PROGRAM REVENUES	\$1,274,004	\$19,529	\$1,552,700	\$1,701,700	\$1,701,700	\$1,701,700

Other Key Indicators

Indicator	2012 Actual	2013 Actual	2014 Actual	2015 Target	2016 Target	2017 Target
Attendees	158,000	224,000	224,000	230,000	230,000	230,000